

# 90° HYBRID

## SURFACE MOUNT MODEL: DQS-20-310

WIDE BANDWIDTH

20 - 310 MHz

### FEATURES:

- ▶ Optimized Bandwidth
- ▶ Small Package Size, Surface Mount
- ▶ Building Block For:
  - Power Amplifiers
  - Image Rejection Mixers
  - I & Q / SSB Modulators
  - Phase Shifters & More...



### SPECIFICATIONS

Frequency	20 - 310 MHz	
Insertion Loss (dB) *	Typ.	Max.
	0.8	1.5
Amplitude Unbalance (dB)	Typ.	Max.
	1.0	1.6
Phase Unbalance (Deg.)	Typ.	Max.
	2.0	5.0
Isolation (dB)	Typ.	Min.
	23	17
Input Power	5 Watt (Max.)	
Impedance	50 Ohms (Nom.)	
VSWR	1.2:1 (Typ.)	
Operating Temperature Range	-40 to +85 °C	

\* Insertion loss in excess of the theoretical 3 dB coupling.

Package #	102S
-----------	------

BOTTOM VIEW

LAYOUT FOR PRINTED CIRCUIT DESIGN

PORT CONFIGURATION				
Input	Isolated*	+90° Output	0° Output	GND
1	2	8	7	All Others

\* Terminate ISOLATED port with 50 Ohms.

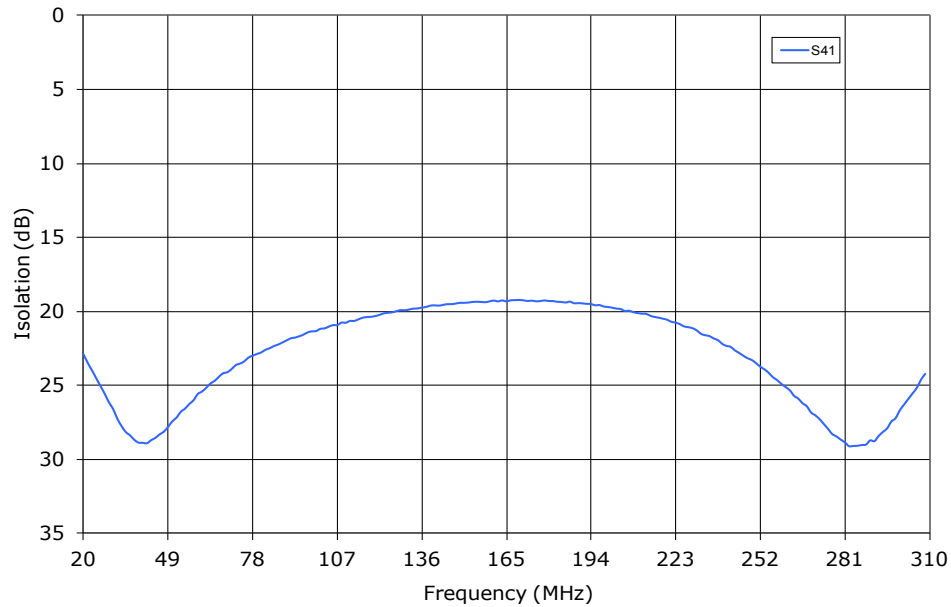
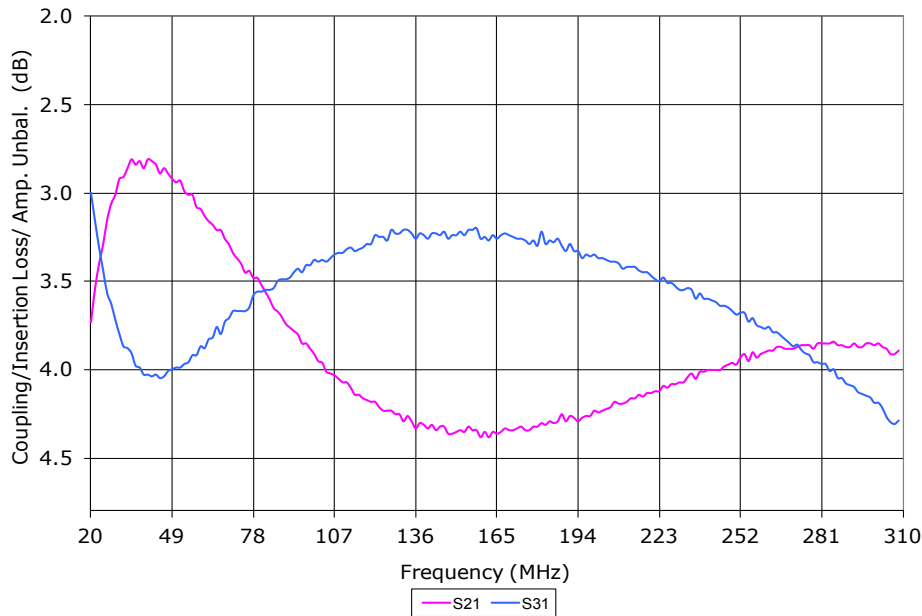
# 90° HYBRID

## SURFACE MOUNT MODEL: DQS-20-310

WIDE BANDWIDTH

20 - 310 MHz

Data @ 25°C



PERFORMANCE PLOTS

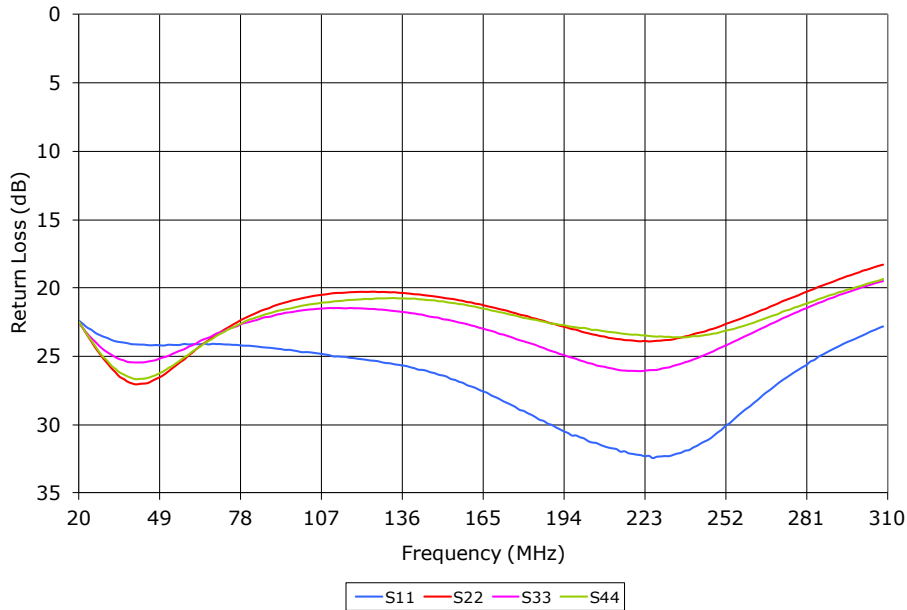
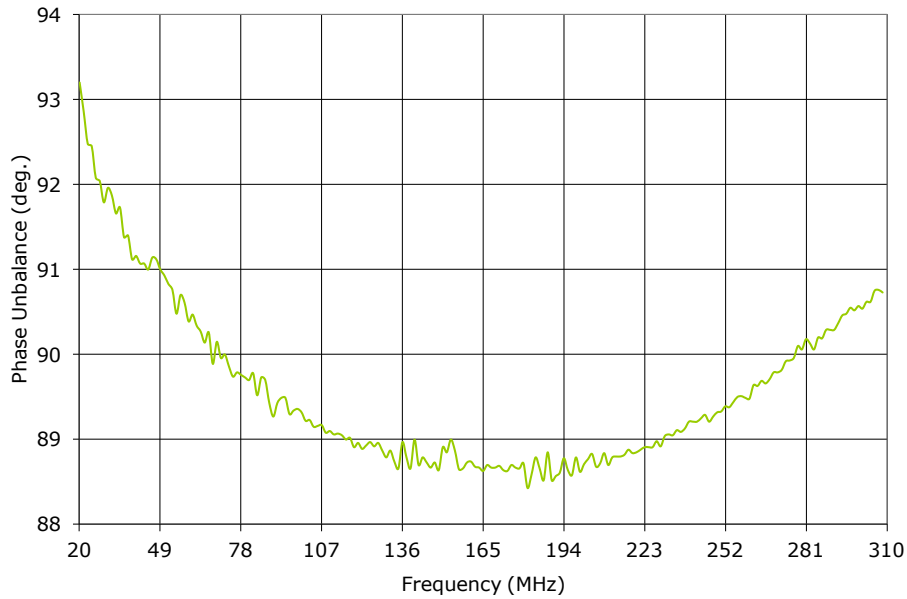
# 90° HYBRID

## SURFACE MOUNT MODEL: DQS-20-310

WIDE BANDWIDTH

20 - 310 MHz

Data @ 25°C



PERFORMANCE PLOTS

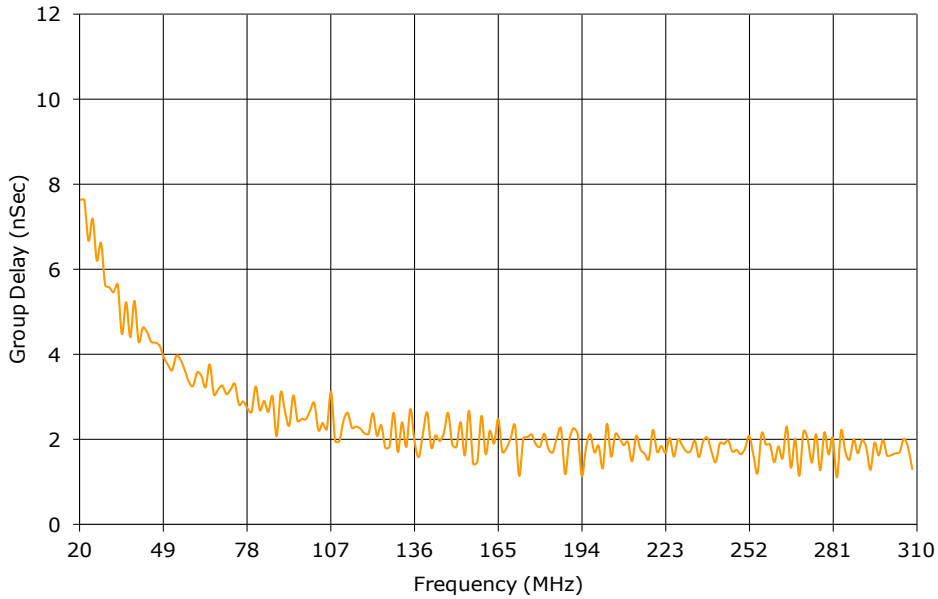
# 90° HYBRID

## SURFACE MOUNT MODEL: DQS-20-310

WIDE BANDWIDTH

20 - 310 MHz

Data @ 25°C



PERFORMANCE PLOTS

