

# 90° HYBRID


## SURFACE MOUNT MODEL: SMQ-C74

**OPTIMIZED BANDWIDTH**

**475 - 525 MHz**

**FEATURES:**

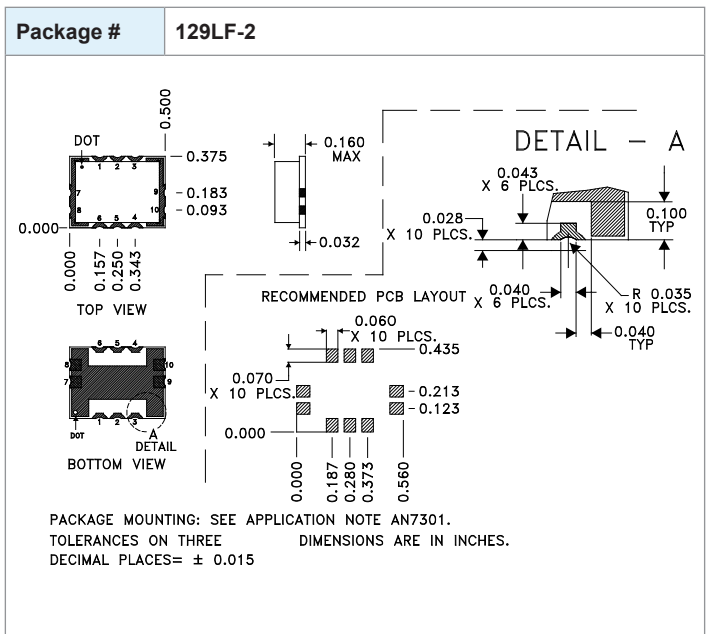
- ▶ Excellent Performance
- ▶ Small Size, Surface Mount
- ▶ Building Block For:
  - Power Amplifiers
  - Image Rejection Mixers
  - I & Q / SSB Modulators
  - Phase Shifters & More...



**SPECIFICATIONS (Rev. C 05/29/24)**

Frequency	475 - 525 MHz	
Insertion Loss (dB) *	Typ.	Max.
	0.2	0.4
Amplitude Unbalance	Typ.	Max.
	0.5	0.9
Phase Unbalance	Typ.	Max.
	1°	3°
Isolation (dB)	Typ.	Min.
	18	15
Input Power	1 Watt (Max.)	
Impedance	50 Ohms (Nom.)	
VSWR	1.18:1 (Typ.)	
Operating Temperature Range	-40 to +85 °C	
Storage Temperature Range	-55 to +100 °C	

\* Insertion loss in excess of the theoretical 3 dB coupling.



Port Configuration					
Input	Isolated*	+90° Output	0° Output	GND.**	No Conn.
1	4	6	3	7,8,9,10	2,5

\* Terminate ISOLATED port in 50 Ohms EXTERNALLY.  
 \*\* Ground Externally

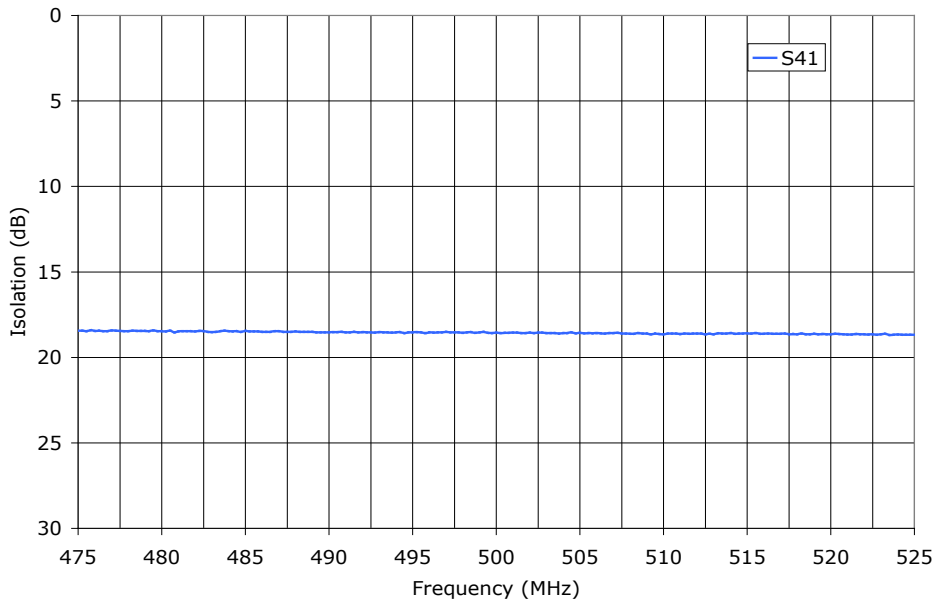
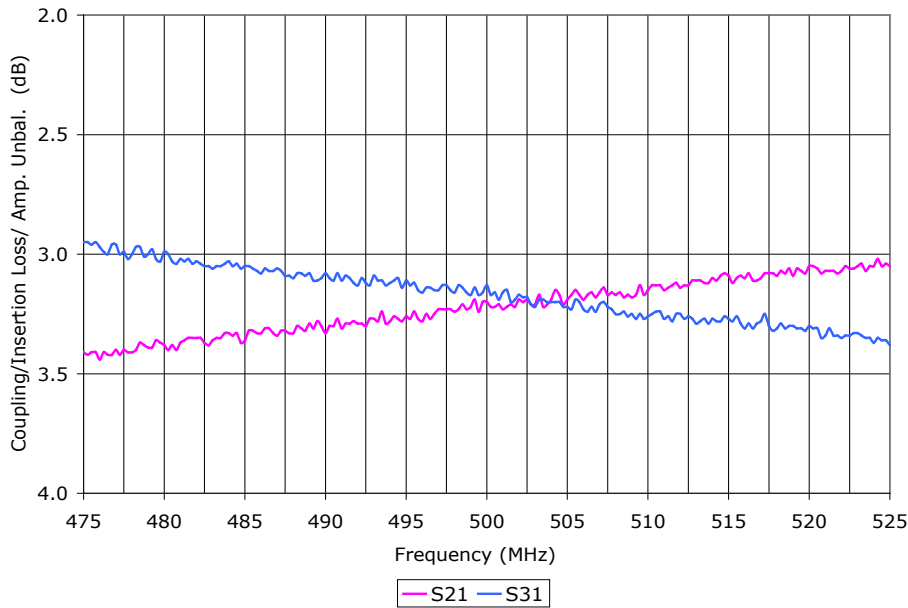
# 90° HYBRID

## SURFACE MOUNT MODEL: SMQ-C74

OPTIMIZED BANDWIDTH

475 - 525 MHz

Data @ 25°C



PERFORMANCE PLOTS

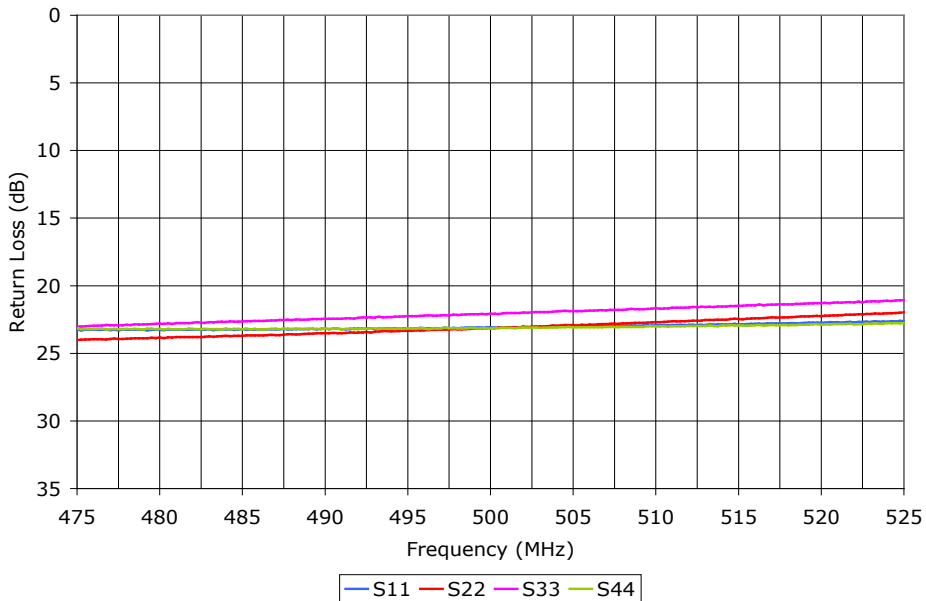
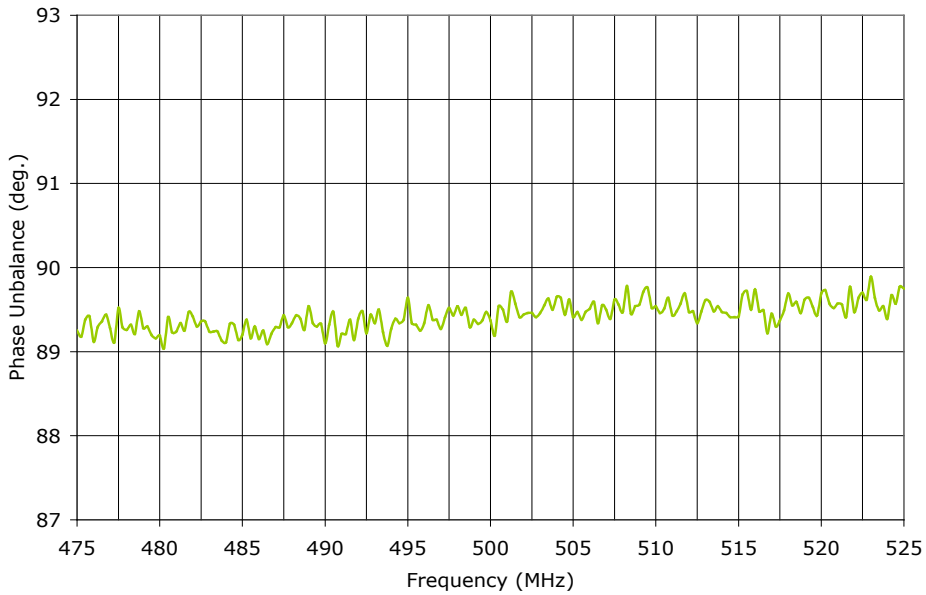
# 90° HYBRID

## SURFACE MOUNT MODEL: SMQ-C74

OPTIMIZED BANDWIDTH

475 - 525 MHz

Data @ 25°C



PERFORMANCE PLOTS

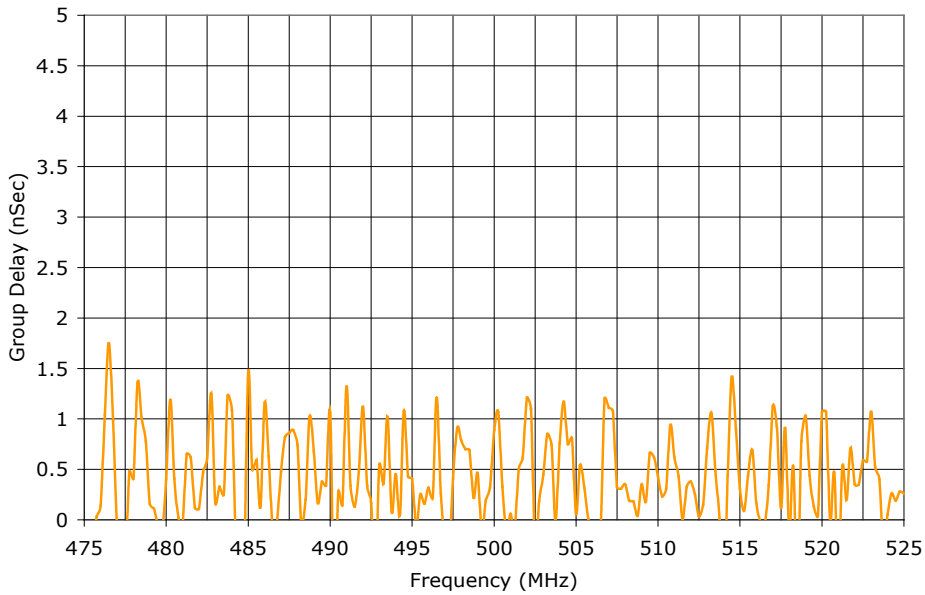
# 90° HYBRID

## SURFACE MOUNT MODEL: SMQ-C74

OPTIMIZED BANDWIDTH

475 - 525 MHz

Data @ 25°C



PERFORMANCE PLOTS