

# DOUBLE-BALANCED MIXER

## SURFACE MOUNT MODEL: SLD-K1

WIDE BANDWIDTH

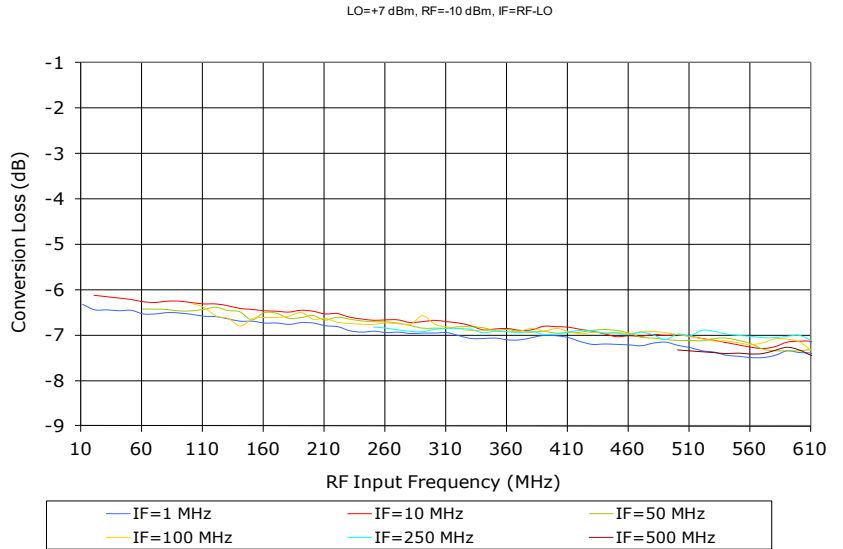

0.5 - 500 MHz

**FEATURES:**

- ▶ High Performance
- ▶ Low L.O. Leakage
- ▶ Broad Bandwidth IF
- ▶ Good IF Matching
- ▶ Low Conversion Loss Ripple
- ▶ Good Efficiency

**APPLICATIONS:**

- ▶ Narrow Band & Broadband Up/Down Conversion.



**SPECIFICATIONS (Rev. D 09/18/18)**

Frequency (MHz)	RF/LO	IF			
	0.5 - 500	DC - 500			
Conversion Loss (dB)	Freq. (MHz)	Typ.	Max.		
	1 - 250	6.5	7.5		
	0.5 - 500	7.0	8.5		
Isolation (dB)	Freq. (MHz)	LO/RF		LO/IF	
		Typ.	Min.	Typ.	Min.
	0.5 - 5	55	50	55	45
	5 - 250	35	25	30	25
	250 - 500	30	20	25	20
L.O. Power	+7 dBm (Nom.)				
1 dB Compression Point	+1 dBm (Typ.)				
Input IP <sup>3</sup>	+13 dBm (Typ.)				
Impedance	50 Ohms (Nom.)				
Operating Temperature Range	-40 to +85 °C				

Package # 159LF

REL-PRO PATENT NO. 7,612,296

TOLERANCES ON THREE DECIMAL PLACES = ± 0.015  
PACKAGE MOUNTING: SEE APPLICATION NOTES AN7200 & AN7301

**PIN CONFIGURATION**

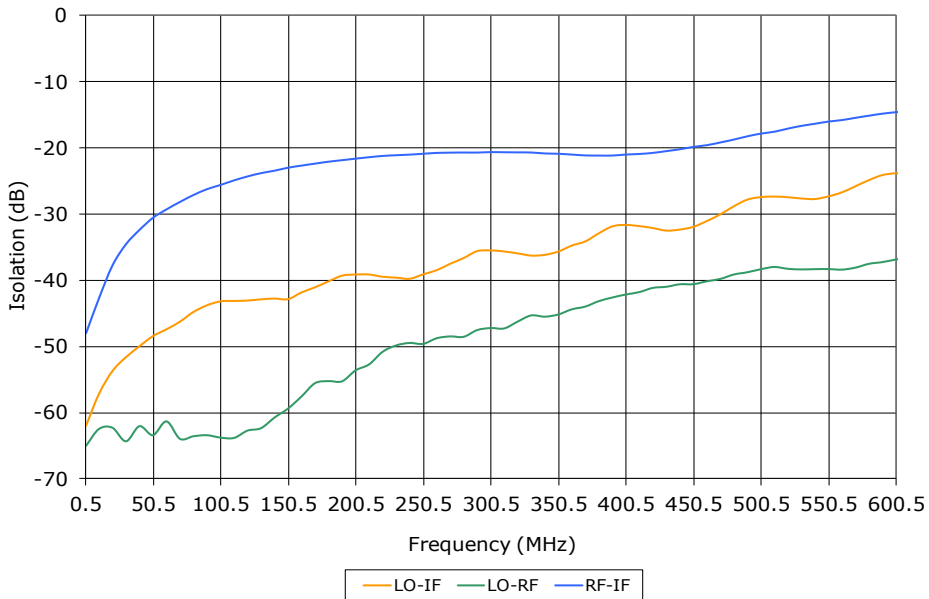
RF	LO	IF	GND
4	1	5	All Others

# DOUBLE-BALANCED MIXER

## SURFACE MOUNT MODEL: SLD-K1

WIDE BANDWIDTH

0.5 - 500 MHz



PERFORMANCE PLOTS