

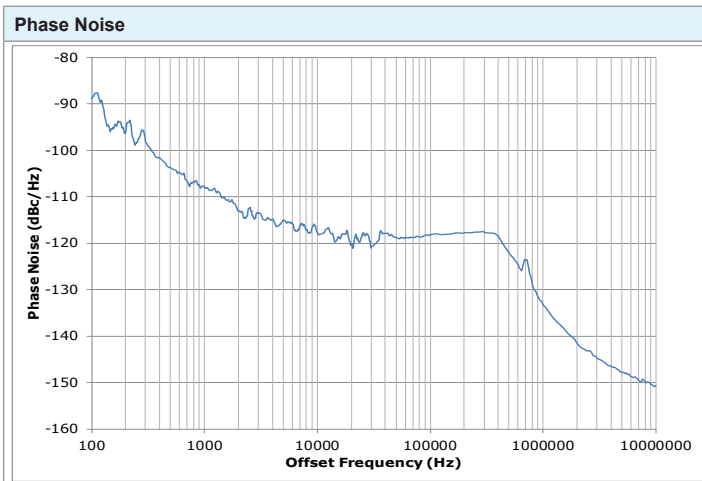

PHASE LOCKED DRO OSCILLATOR

CONNECTORIZED MODEL: KSFL0D25600-12-1280

25.6 GHz

FEATURES:

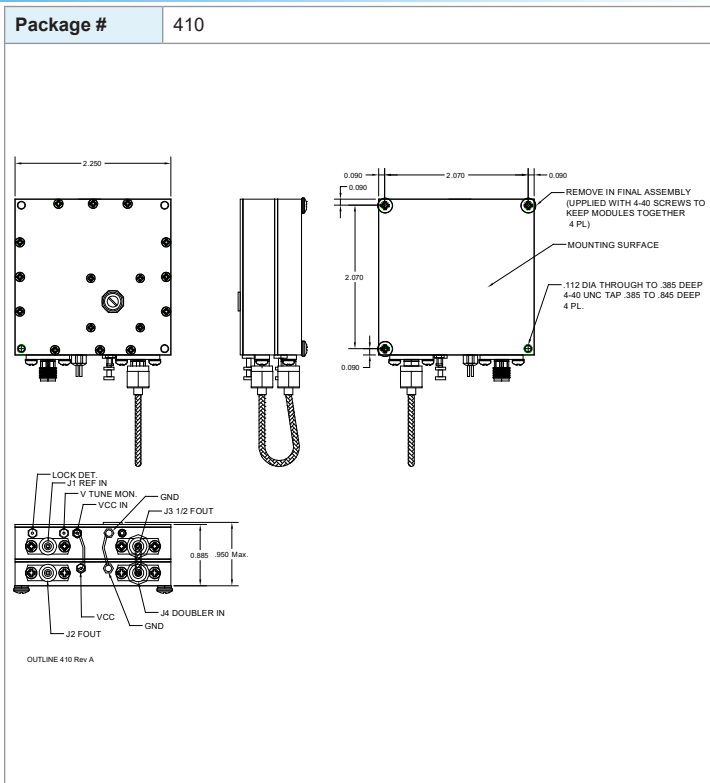
- ▶ Exceptional Phase Noise
- ▶ Ka Band Source
- ▶ Internal Regulation
- ▶ Small Packages



SPECIFICATION

Frequency (Fo)	25.6 GHz	
Output Power	≥ +13 dBm	
Reference Input Frequency	1280 MHz	
Reference Input Level	0 to +6 dBm	
Supply Voltage	Vcc (Vdc)	Icc (mA Max.)
	+8 to +12	700
Harmonics (1.5 *Fo)	30 dB (Min.)	
Sub-Harmonic (0.5 *Fo)	30 dB (Min.)	
Output Spurious	70 dB (Min.)	
Reference Sideband ¹	63 dB (Min.)	
Output Load Impedance	50 Ohms (Nom.)	
Typical Phase Noise	Offset	Phase Noise
	@ 1 kHz	-108 dBc/Hz
	@ 10 kHz	-118 dBc/Hz
	@ 100 kHz	-118 dBc/Hz
	@ 1 MHz	-133 dBc/Hz
	@ 10 MHz	-151 dBc/Hz
Lock Detect Indicator	CMOS High (Lock), CMOS Low (Lock)	
Operating Temperature Range	-20 to +50 °C	
Storage Temperature Range	-40 to +85 °C	

¹ Reference sidebands are measured at 25.6 GHz ±N x 1.28 GHz, where N = 1, 2.



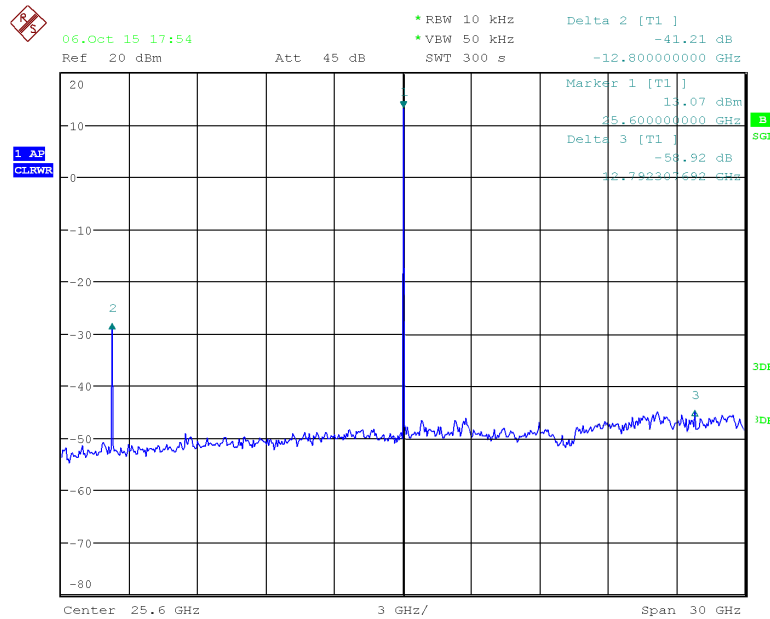
PHASE LOCKED DRO OSCILLATOR

CONNECTORIZED MODEL: KSFL0D25600-12-1280

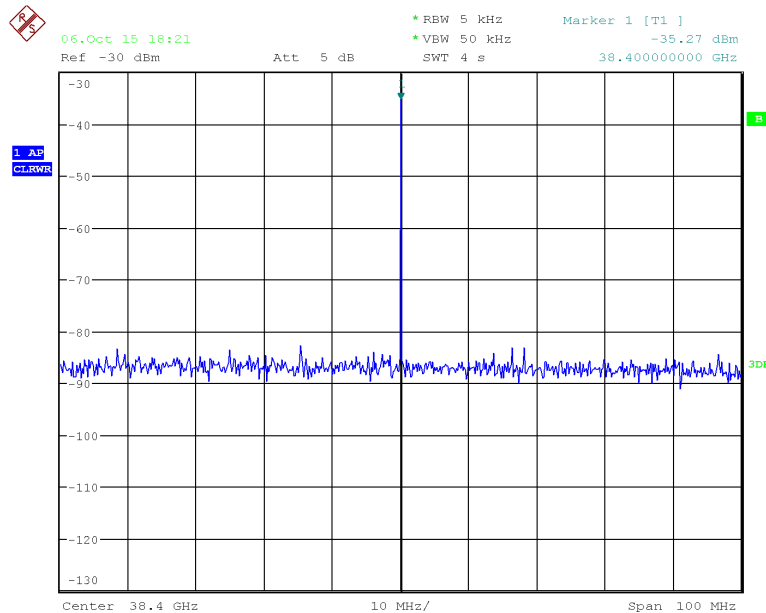
25.6 GHz

PERFORMANCE PLOTS

HARMONIC SUPPRESSION



SUB-HARMONIC SUPPRESSION

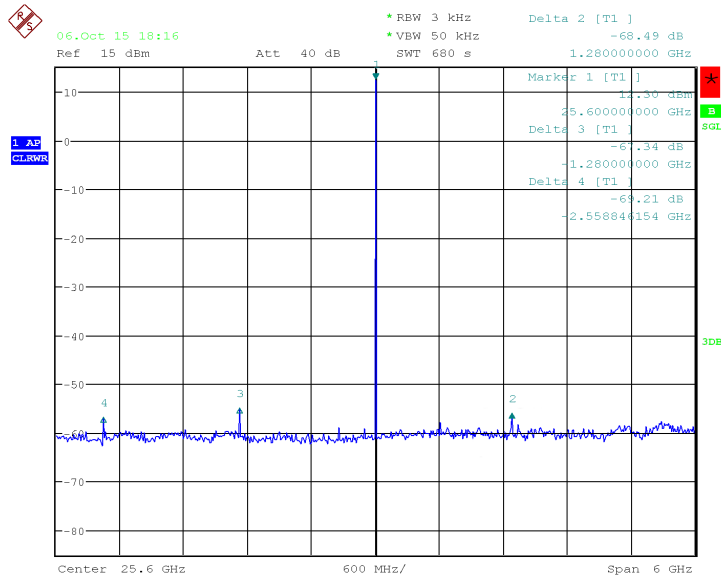


PHASE LOCKED DRO OSCILLATOR

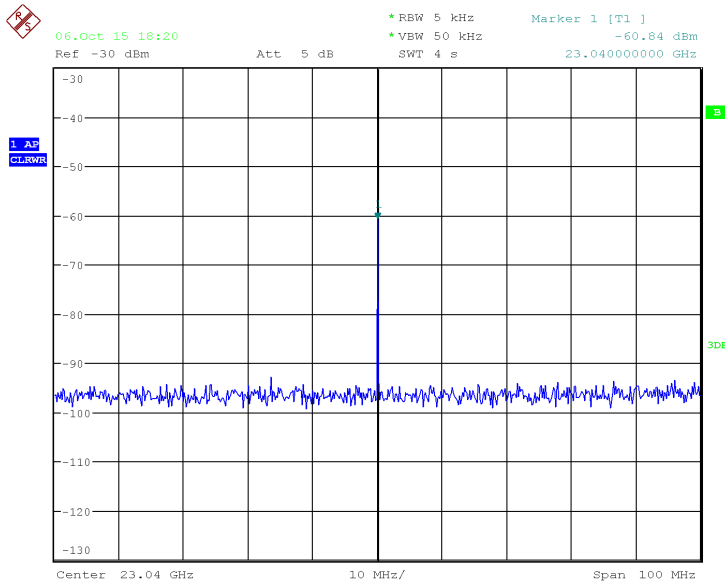
CONNECTORIZED MODEL: KSFL0D25600-12-1280

25.6 GHz

REFERENCE SIDEBAND SUPPRESSION



REFERENCE SIDEBAND SUPPRESSION



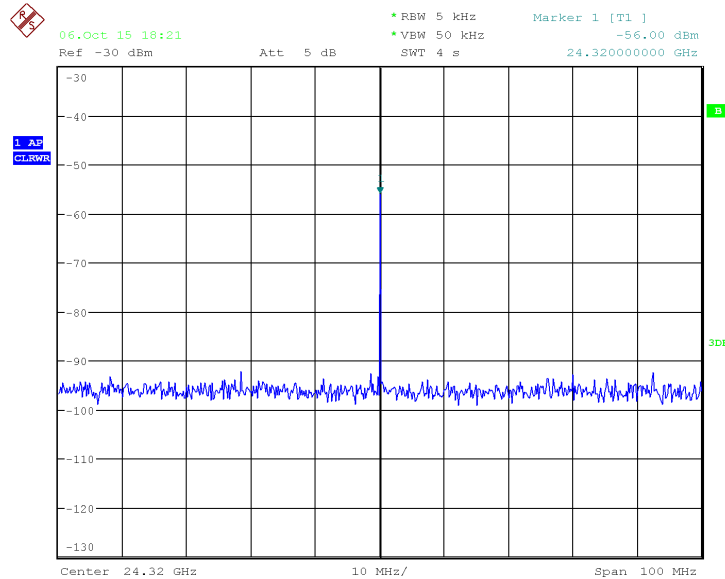
PERFORMANCE PLOTS

PHASE LOCKED DRO OSCILLATOR

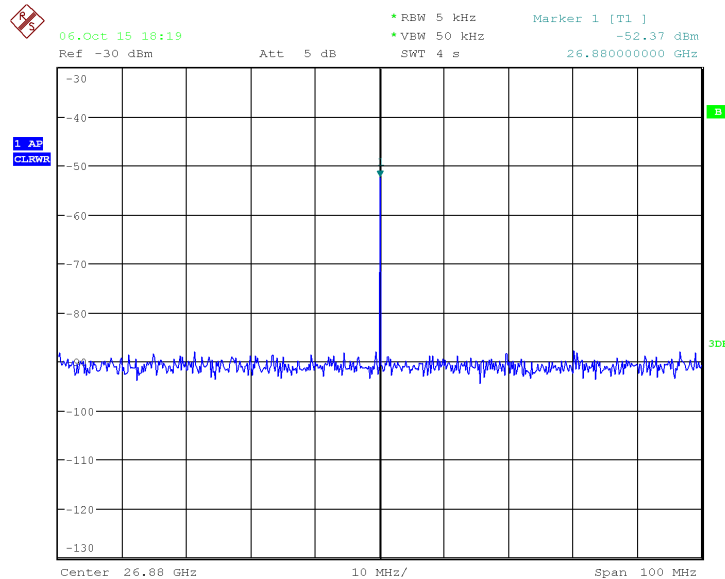
CONNECTORIZED MODEL: KSFL0D25600-12-1280

25.6 GHz

REFERENCE SIDEBAND SUPPRESSION



REFERENCE SIDEBAND SUPPRESSION



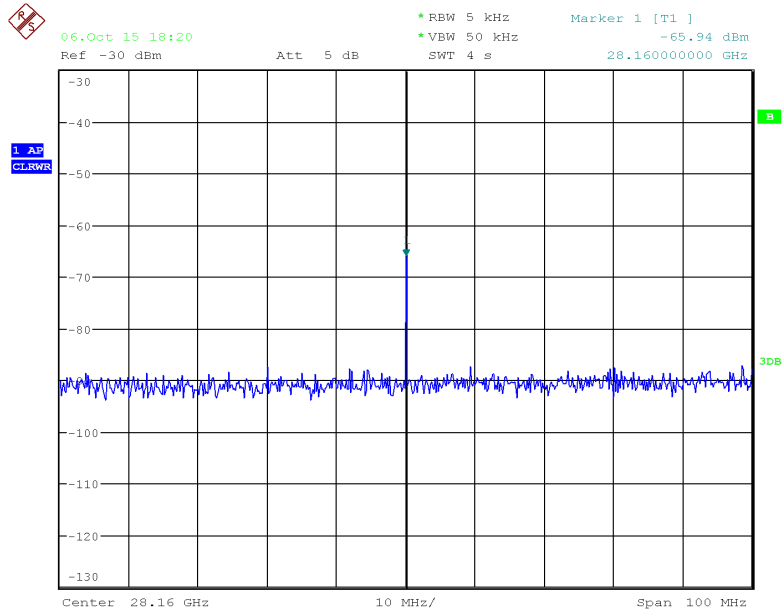
PERFORMANCE PLOTS

PHASE LOCKED DRO OSCILLATOR

CONNECTORIZED MODEL: KSFL0D25600-12-1280

25.6 GHz

REFERENCE SIDEBAND SUPPRESSION



PERFORMANCE PLOTS