

DIRECTIONAL COUPLER

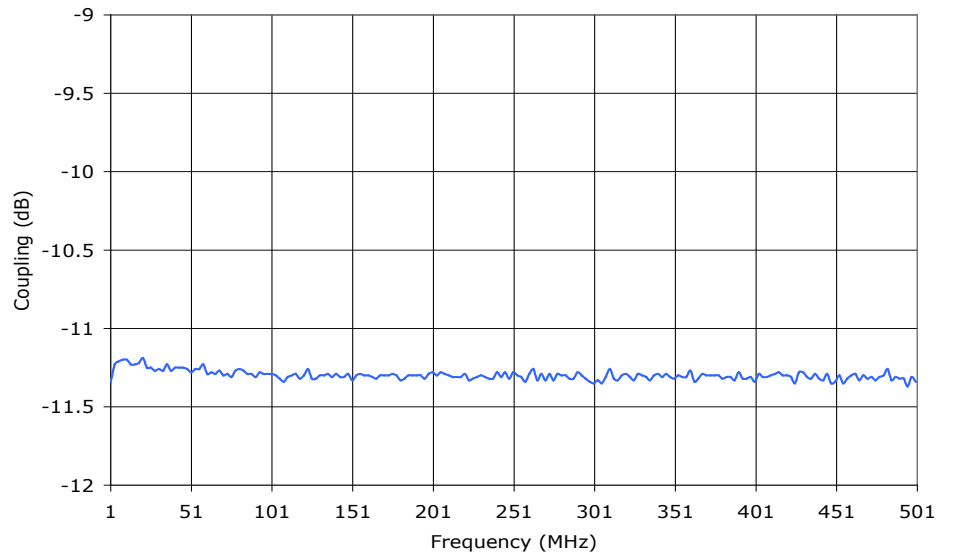

CONNECTORIZED MODEL: KBK-703S

WIDE BANDWIDTH

1 - 500 MHz

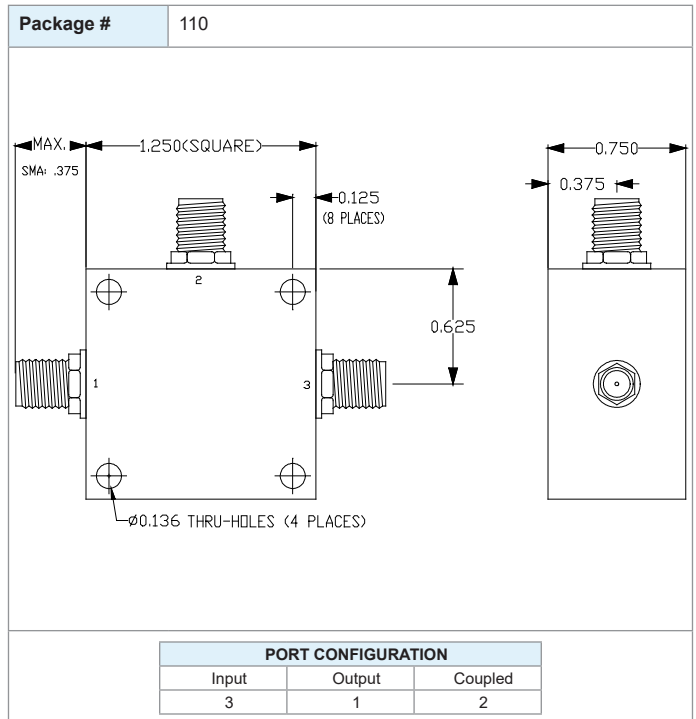
FEATURES:

- ▶ Low Insertion Loss
- ▶ Excellent Coupling Flatness
- ▶ High Directivity



SPECIFICATIONS (Rev. B 06/13/07)

Frequency	1 - 500 MHz		
Coupling	11.25 dB \pm 0.5 dB (Nom.)		
Coupling Flatness	\pm 0.6 dB		
Mainline Loss	Freq. (MHz)	dB (Typ.)	dB (Max.)
	1-10	0.6	0.9
	10-250	0.7	0.9
Directivity	Freq. (MHz)	dB (Typ.)	dB (Min.)
	1-10	25	20
	10-250	32	25
250-500	25	20	
Input Power	1 Watt (Max.)		
Output Impedance	50 Ohms (Nom.)		
VSWR:	1.3:1 (Typ.)		
Operating Temperature Range	-55 to +85 °C		



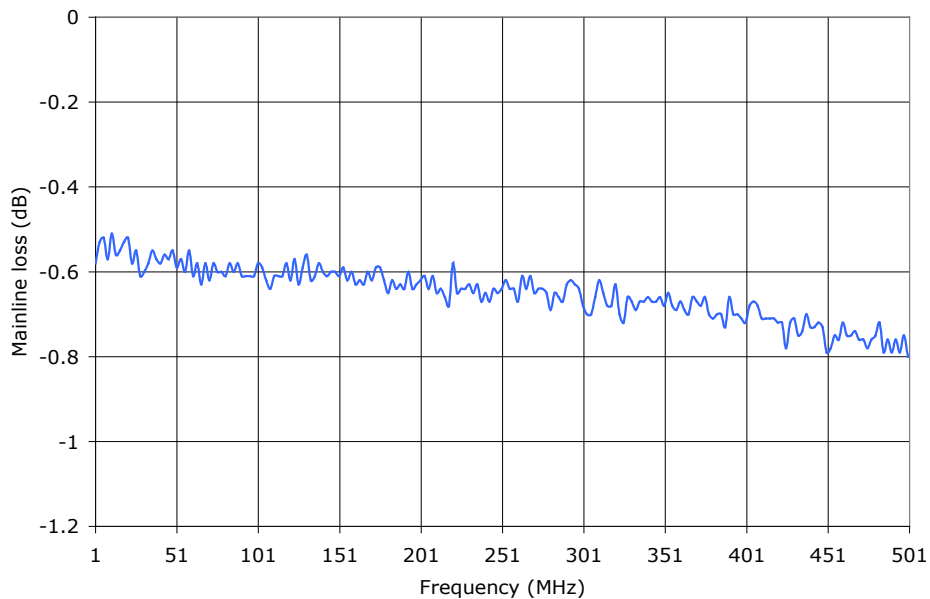
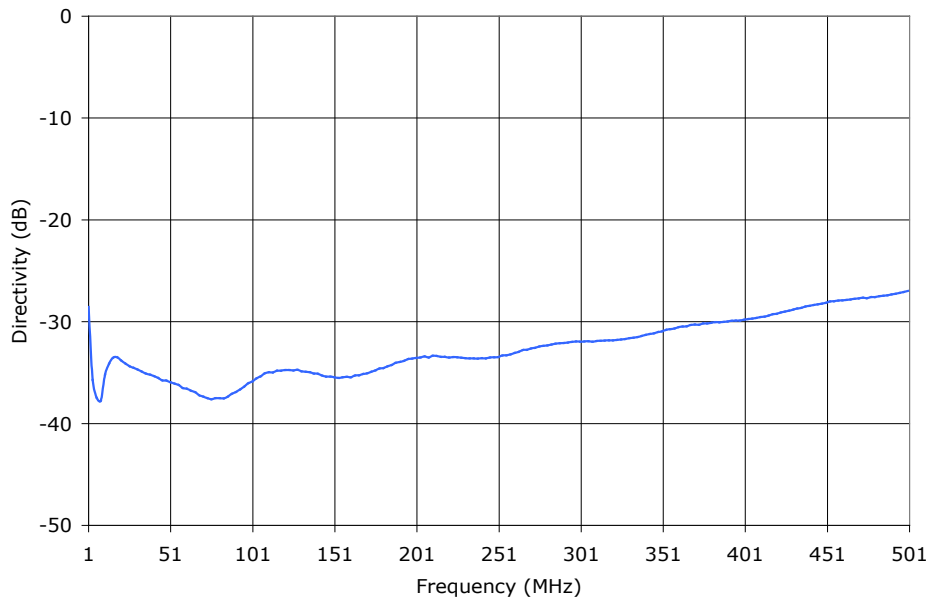
DIRECTIONAL COUPLER

CONNECTORIZED MODEL: KBK-703S

WIDE BANDWIDTH

1 - 500 MHz

PERFORMANCE PLOTS

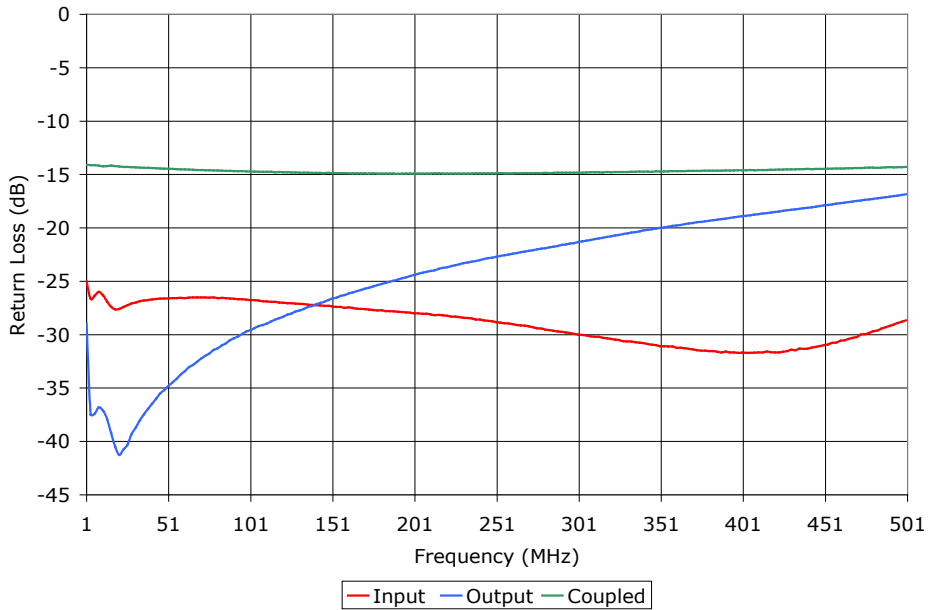


DIRECTIONAL COUPLER

CONNECTORIZED MODEL: KBK-703S

WIDE BANDWIDTH

1 - 500 MHz



PERFORMANCE PLOTS