

INTELLIGENT INTERACTIVE SYNTHESIZER

SURFACE MOUNT MODEL: FSW200400-100

WIDE BANDWIDTH

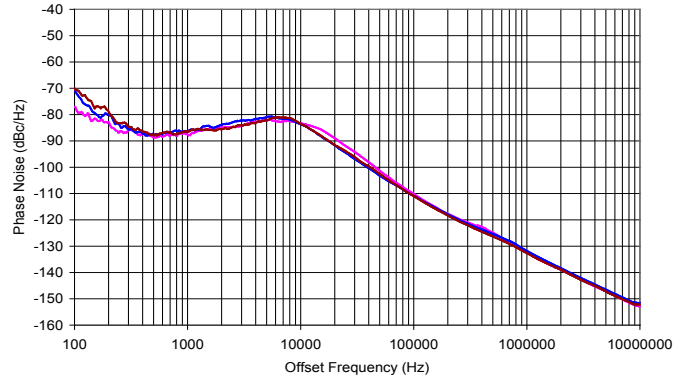
2000 - 4000 MHz

FEATURES:

- ▶ Exceptionally Low Phase Noise
- ▶ Interactive Communication
- ▶ Standard Programming Interface
- ▶ Ultra Wide Tuning Range
- ▶ Lead Free - RoHS Compliant
- ▶ Patented REL-PRO® Technology
- ▶ Small Size, Surface Mount



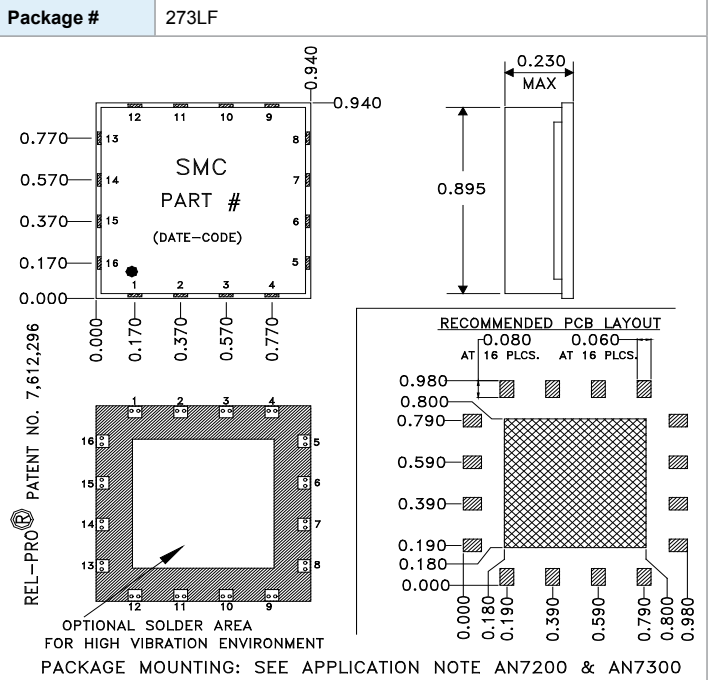
Phase Noise



SPECIFICATIONS (Rev. D 04/04/11)

Frequency	2000 - 4000 MHz		
Step Size	1000 kHz		
Reference Input Frequency	10 MHz ¹		
Reference Input Voltage	1.0 V p-p to 3.3 V p-p		
Bias Voltage	Vcc	V (Vdc)	I (mA Max.)
	Digital	+5	15
	VCO	+5	50
	Tune	+18	10
Output Power	-3 dBm (Min.)		
Spurious Suppression	80 dB (Typ.)		
Harmonic Suppression	10 dB (Typ.)		
Settling Time	10 mSec (Typ.) ²		
Output Impedance	50 Ohms (Nom.)		
Lock Detect Indicator	CMOS 3.3 V		
Typical Phase Noise	Offset	Phase Noise	
	@ 1 kHz	-85 dBc/Hz	
	@ 10 kHz	-83 dBc/Hz	
	@ 100 kHz	-110 dBc/Hz	
Operating Temperature Range	-40 to +85 °C		
Programming	See Application Note: AN7100		

¹ Reference input frequency is programmable (See AN7100) in multiples of the step size, 10 MHz is the factory default setting. 150 MHz (Max.)
² From the rising edge of LE to stable lock detect



Absolute Maximum Ratings

Storage Temp. Range	-55 to +125 °C
Bias Voltage (Digital)	+5.25 V
Bias Voltage (Tune)	+20 V
Bias Voltage (VCO)	+5.5 V
DC Voltage Applied to RF Out	±25 V

Port Configuration

Pin 1,2,3 - NC	Pin 9 - Vcc (VCO)	All Others - Ground
Pin 4 - Error flag	Pin 13 - RF Out	NC - No Connection
Pin 5 - Latch Enable In	Pin 14 - Lock Detect Out *	
Pin 6 - Ref. In	Pin 15 - Data In	
Pin 7 - Vcc (Digital)	Pin 16 - Clock In	
Pin 8 - Vcc (Tune)		

* High when locked (source/sink 500 uA)

This product is manufactured under one or more of the following patents: Approved: 5,160,810; 5,122,621; 5,390,349; 5,416,449; 5,650,754; 5,805,431; 6,525,623; 6,850,575; 7,088,189; 7,180,381; 7,196,591; 7,262,670; 7,265,642; 7,292,113; 7,365,612; 7,495,525; 2,548,311; 2,548,317; 7,545,229; 7,580,693; 7,586,381; 7,605,670; 7,636,021; 2,533,623 | Pending: 60/493075; 60/501371 & 60/501790; 60/527957 & 60/528670; 60/563481; 60/564173; 60/589090; 60/601823; 60/605791; EV31369834; 11/259766; 60/622485 & 60/710310; 10/937525/60/736901; 60/732787; 7,495,525; 2,548,311; 2,548,317; 7,545,229; 2,563,174; 7,580,693; 7,612,296; 2,524,751

INTELLIGENT INTERACTIVE SYNTHESIZER

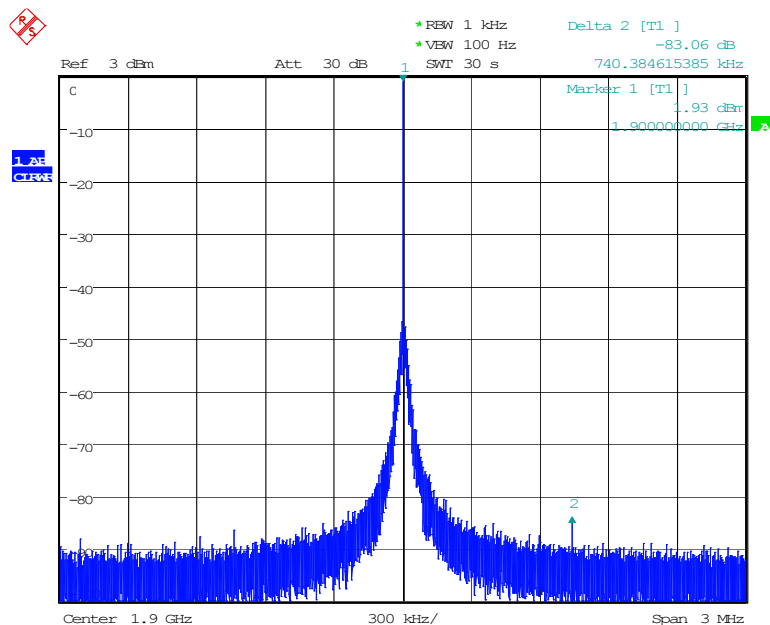
SURFACE MOUNT MODEL: FSW200400-100

WIDE BANDWIDTH

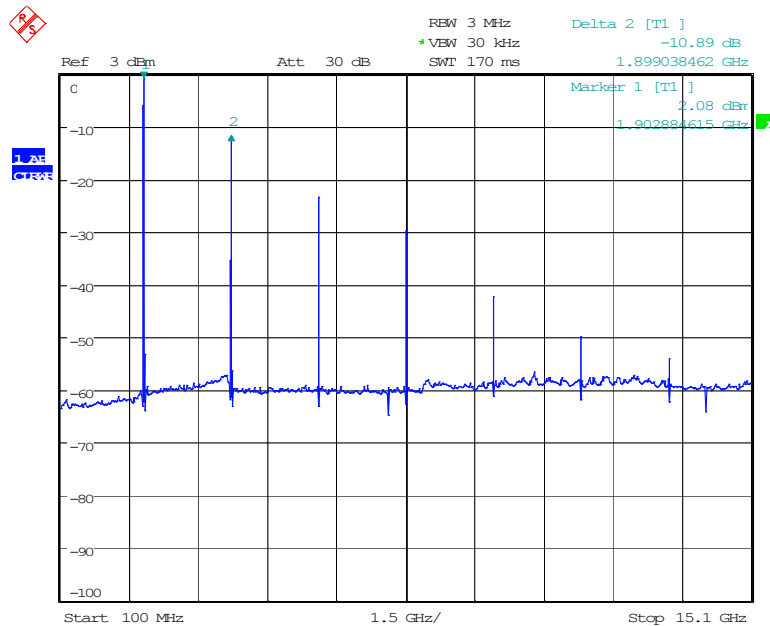
2000 - 4000 MHz

PERFORMANCE PLOTS

REFERENCE SIDEBAND SUPPRESSION



TYPICAL HARMONIC REJECTION



This product is manufactured under one or more of the following patents. Approved: 5,160,810; 5,122,621; 5,390,349; 5,416,449; 5,650,754; 5,805,431; 6,525,623; 6,850,575; 7,088,189; 7,180,381; 7,196,591; 7,262,670; 7,265,642; 7,292,113; 7,365,612; 7,495,525; 2,548,311; 2,548,317; 7,545,229; 7,580,693; 7,586,381; 7,605,670; 7,636,021; 2,533,623 | Pending: 60/493075; 60/501371 & 60/501790; 60/527957 & 60/528670; 60/563481; 60/564173; 60/589090; 60/601823; 60/605791; EV31369834; 11/259766; 60/622485 & 60/710310; 10/937525/60/736901; 60/732787; 7,495,525; 2,548,311; 2,548,317; 7,545,229; 2,563,174; 7,580,693; 7,612,296; 2,524,751

Copyright © Synergy Microwave Corporation
2011 McLean Boulevard • Paterson, New Jersey 07504 USA • Tel: (973) 881-8800 • Fax: (973) 881-8361
E-Mail: sales@synergymw.com • World Wide Web: http://www.synergymw.com



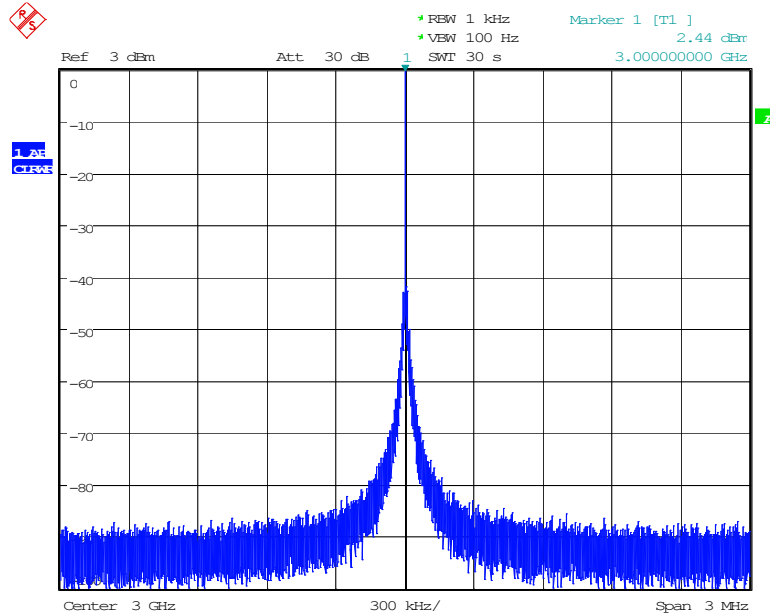
INTELLIGENT INTERACTIVE SYNTHESIZER

SURFACE MOUNT MODEL: FSW200400-100

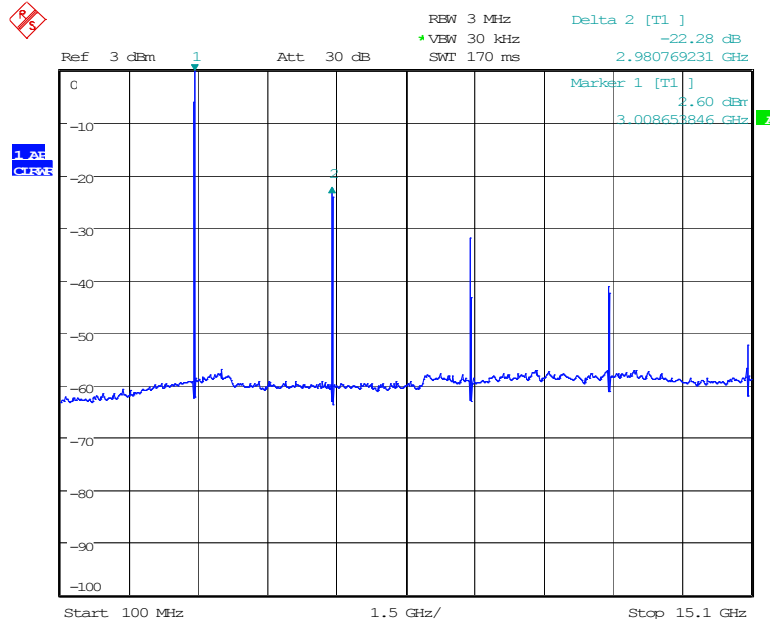
WIDE BANDWIDTH

2000 - 4000 MHz

REFERENCE SIDEBAND SUPPRESSION



TYPICAL HARMONIC REJECTION



PERFORMANCE PLOTS

This product is manufactured under one or more of the following patents. Approved: 5,160,810; 5,122,621; 5,390,349; 5,416,449; 5,650,754; 5,805,431; 6,525,623; 6,850,575; 7,088,189; 7,180,381; 7,196,591; 7,262,670; 7,265,642; 7,292,113; 7,365,612; 7,495,525; 2,548,311; 2,548,317; 7,545,229; 7,580,693; 7,586,381; 7,605,670; 7,636,021; 2,533,623 | Pending: 60/493075; 60/501371 & 60/501790; 60/527957 & 60/528670; 60/563481; 60/564173; 60/589090; 60/601823; 60/605791; EV31369834; 11/259766; 60/622485 & 60/710310; 10/937525/60/736901; 60/732787; 7,495,525; 2,548,311; 2,548,317; 7,545,229; 2,563,174; 7,580,693; 7,612,296; 2,524,751

Copyright © Synergy Microwave Corporation
2011 McLean Boulevard • Paterson, New Jersey 07504 USA • Tel: (973) 881-8800 • Fax: (973) 881-8361
E-Mail: sales@synergymw.com • World Wide Web: http://www.synergymw.com



INTELLIGENT INTERACTIVE SYNTHESIZER

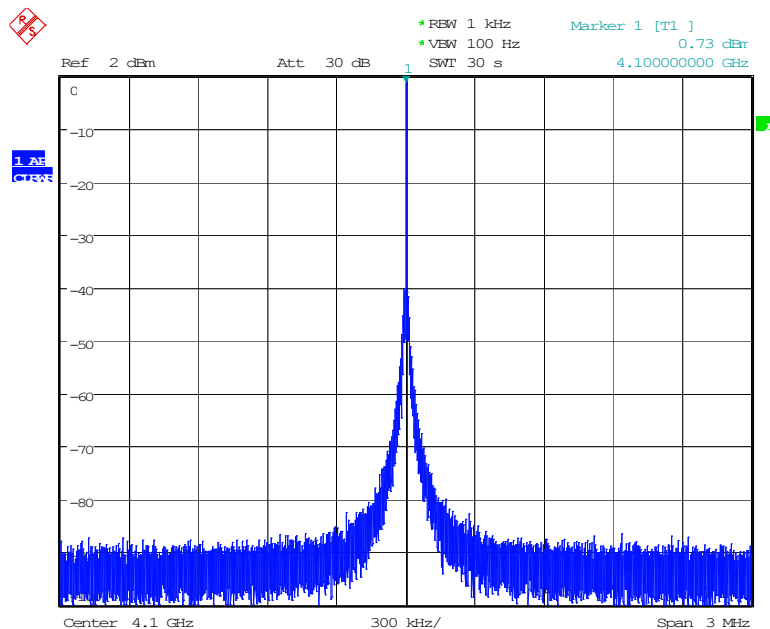
SURFACE MOUNT MODEL: FSW200400-100

WIDE BANDWIDTH

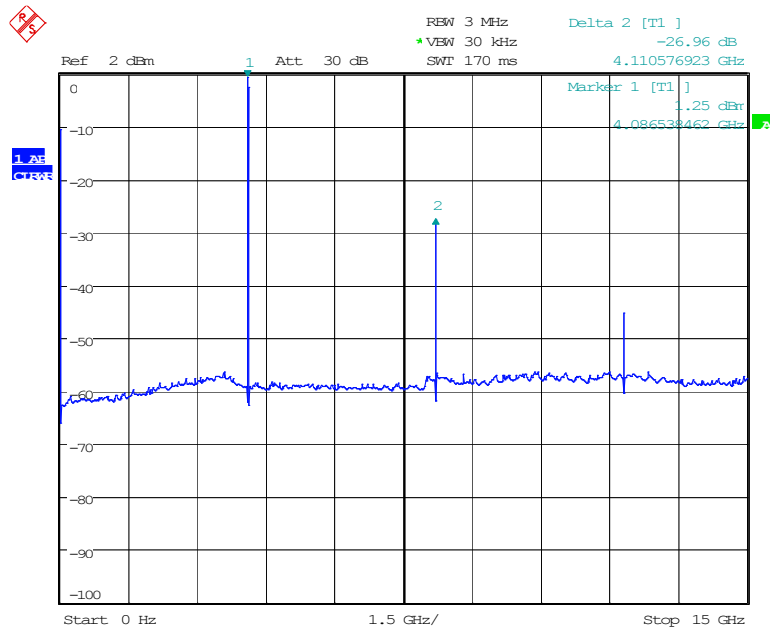
2000 - 4000 MHz

PERFORMANCE PLOTS

REFERENCE SIDEBAND SUPPRESSION



TYPICAL HARMONIC REJECTION



This product is manufactured under one or more of the following patents. Approved: 5,160,810; 5,122,621; 5,390,349; 5,416,449; 5,650,754; 5,805,431; 6,525,623; 6,850,575; 7,088,189; 7,180,381; 7,196,591; 7,262,670; 7,265,642; 7,292,113; 7,365,612; 7,495,525; 2,548,311; 2,548,317; 7,545,229; 7,580,693; 7,586,381; 7,605,670; 7,636,021; 2,533,623 | Pending: 60/493075; 60/501371 & 60/501790; 60/527957 & 60/528670; 60/563481; 60/564173; 60/589090; 60/601823; 60/605791; EV31369834; 11/259766; 60/622485 & 60/710310; 10/937525/60/736901; 60/732787; 7,495,525; 2,548,311; 2,548,317; 7,545,229; 2,563,174; 7,580,693; 7,612,296; 2,524,751

Copyright © Synergy Microwave Corporation
 2011 McLean Boulevard • Paterson, New Jersey 07504 USA • Tel: (973) 881-8800 • Fax: (973) 881-8361
 E-Mail: sales@synergymw.com • World Wide Web: http://www.synergymw.com

