

PARALLEL ADDRESSABLE SYNTHESIZER

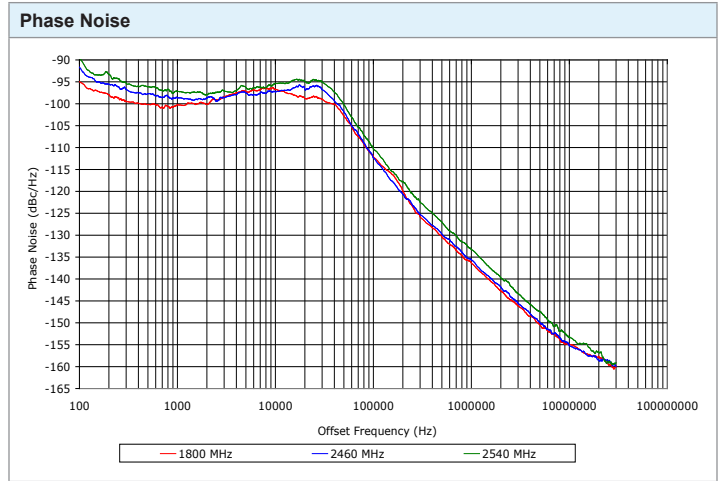
SURFACE MOUNT MODEL: LFCPH181254-10

SELECTABLE FREQUENCY

1800 - 2540 MHz

FEATURES:

- ▶ Exceptionally Low Phase Noise
- ▶ Lead Free - RoHS Compliant
- ▶ Patented REL-PRO® Technology
- ▶ Small Size, Surface Mount
- ▶ Up to 16 selectable frequencies
- ▶ Buffered Output



SPECIFICATIONS (Rev. D 07/25/19)

Frequency	1800 - 2540 MHz		
Reference Input Frequency	10 MHz		
Reference Input Voltage	1.0 V p-p to 3.3 V p-p		
Bias Voltage	Vcc	V (Vdc)	I (mA Max.)
	Vcc 1 (Digital)	+5	65
	Vcc 2 (VCO)	+5	40
	Vcc 3 (Converter)	+5	55
Voltage Levels (D0, D1, D2, D3)	0 / +5 Volts		
Output Power	+5 dBm (Min.)		
Spurious Suppression	75 dB (Typ.)		
Harmonic Suppression	25 dB (Typ.)		
Power Up Time *	90 mSec (Max.)		
Output Impedance	50 Ohms (Nom.)		
Typical Phase Noise	Offset	Phase Noise	
	@ 10 kHz	-96 dBc/Hz	
	@ 100 kHz	-110 dBc/Hz	
Operating Temperature Range	-40 to +85 °C		

* From stable power on to stable lock detect.

Binary Frequency Selection Table

D3*	D2*	D1*	D0*	Freq. (MHz)
0	0	0	0	1800
0	0	0	1	1810
0	0	1	0	1820
0	0	1	1	1830
0	1	0	0	1840
0	1	0	1	1850
0	1	1	0	2450
0	1	1	1	2460
1	0	0	0	2470
1	0	0	1	2480
1	0	1	0	2490
1	0	1	1	2500
1	1	0	0	2510
1	1	0	1	2520
1	1	1	0	2530
1	1	1	1	2540

-- Reserved for future use.

* Voltage levels: 0V or gnd. / +5V or open.

Absolute Maximum Ratings

Storage Temp. Range	-55 to +125 °C
Bias Voltage (Digital)	+5.25 V
Bias Voltage (Converter)	+8.0 V
Bias Voltage (VCO)	+5.5 V
DC Voltage Applied to RF Out	± 25 V

Copyright © Synergy Microwave Corporation
 201 McLean Boulevard • Paterson, New Jersey 07504 USA
 Tel: (973) 881-8800 • Fax: (973) 881-8361
 E-Mail: sales@synergymw.com • Website: <http://www.synergymw.com>
 Patents : <http://www.synergymw.com/patents>



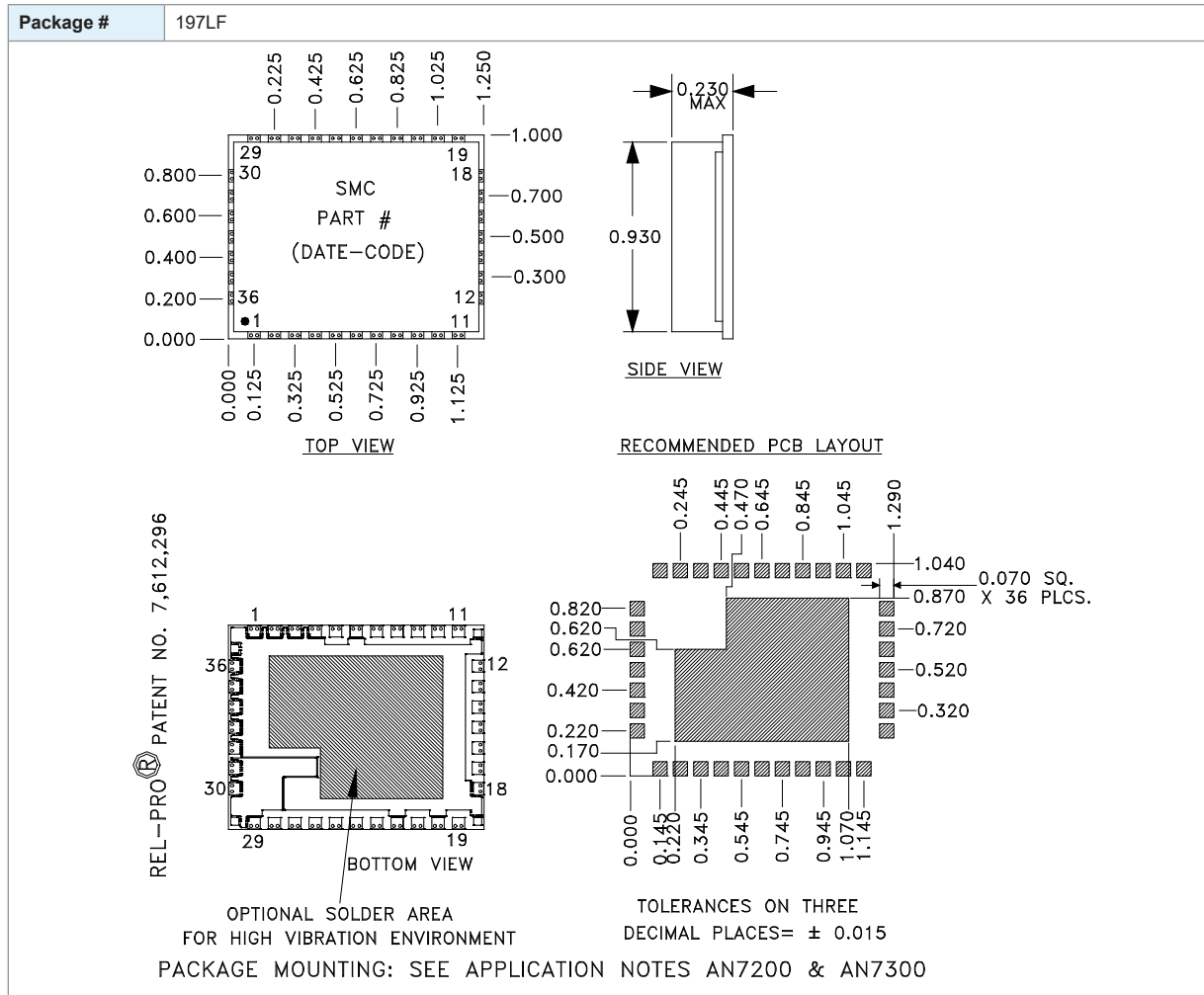
PARALLEL ADDRESSABLE SYNTHESIZER

SURFACE MOUNT MODEL: LFCPH181254-10

SELECTABLE FREQUENCY

1800 - 2540 MHz

PERFORMANCE PLOTS



Port Configuration

Pin 5 - RF Out	Pin 12 - D3	Pin 19 - NC	Pin 27* - Vcc(Tune)
Pin 7 - Lock Detect Out	Pin 13 - VCO On/Off **	Pin 21 - Ref In	Pin 28 - Vcc(Converter)
Pin 8 - D0	Pin 14 - NC	Pin 23 - Vcc(Digital)	All Others - Ground
Pin 9 - NC	Pin 15 - D1	Pin 24 - Vtune(Out) (NC)	
Pin 10 - NC	Pin 16 - NC	Pin 25 - Vcc(VCO)	
Pin 11 - NC	Pin 17 - D2	Pin 26* - Vout(Converter)	NC - No Connection

*Connect together externally and bypass to ground with 10uF/30V tantalum capacitor.

** VCO on (NC) / VCO Off (Ground)

Copyright © Synergy Microwave Corporation
 201 McLean Boulevard • Paterson, New Jersey 07504 USA
 Tel: (973) 881-8800 • Fax: (973) 881-8361
 E-Mail: sales@synergymwave.com • Website: <http://www.synergymwave.com>
 Patents : <http://www.synergymwave.com/patents>



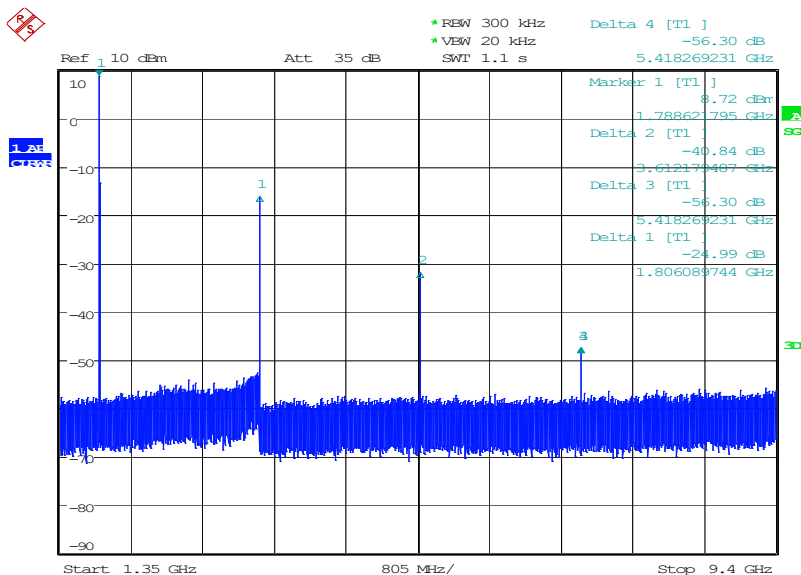
PARALLEL ADDRESSABLE SYNTHESIZER SURFACE MOUNT MODEL: LFCPH181254-10

SELECTABLE FREQUENCY

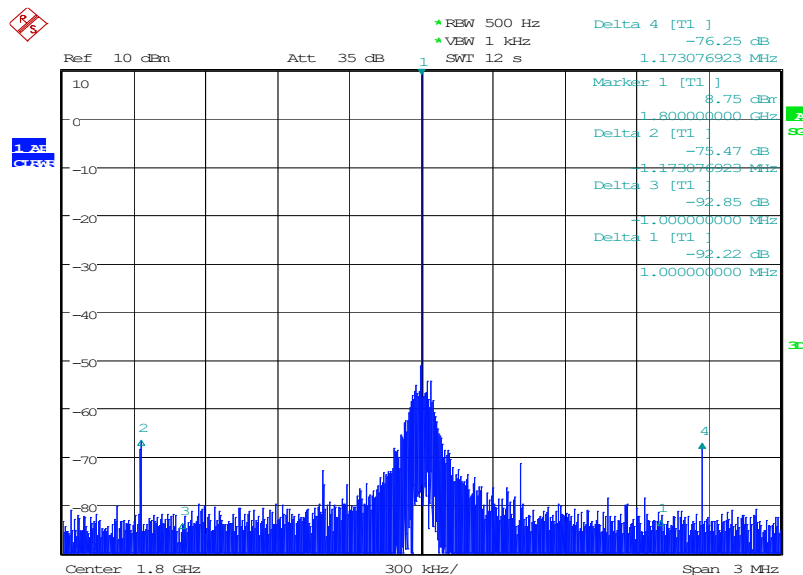
1800 - 2540 MHz

PERFORMANCE PLOTS

HARMONIC SUPPRESSION



REFERENCE SIDEBAND SUPPRESSION



Copyright © Synergy Microwave Corporation
 201 McLean Boulevard • Paterson, New Jersey 07504 USA
 Tel: (973) 881-8800 • Fax: (973) 881-8361
 E-Mail: sales@synergymwave.com • Website: <http://www.synergymwave.com>
 Patents : <http://www.synergymwave.com/patents>

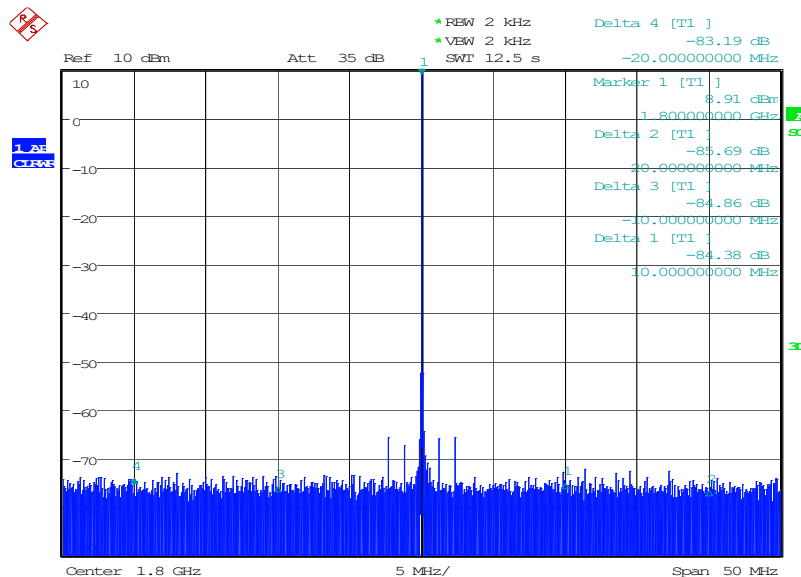


PARALLEL ADDRESSABLE SYNTHESIZER SURFACE MOUNT MODEL: LFCPH181254-10

SELECTABLE FREQUENCY

1800 - 2540 MHz

REFERENCE SIDEBAND SUPPRESSION



PERFORMANCE PLOTS

Copyright © Synergy Microwave Corporation
 201 McLean Boulevard • Paterson, New Jersey 07504 USA
 Tel: (973) 881-8800 • Fax: (973) 881-8361
 E-Mail: sales@synergymwave.com • Website: <http://www.synergymwave.com>
 Patents : <http://www.synergymwave.com/patents>

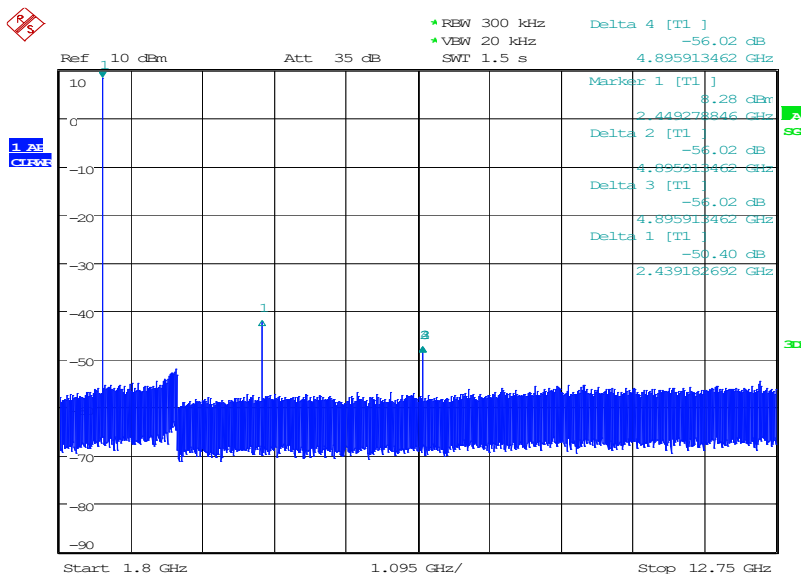


PARALLEL ADDRESSABLE SYNTHESIZER SURFACE MOUNT MODEL: LFCPH181254-10

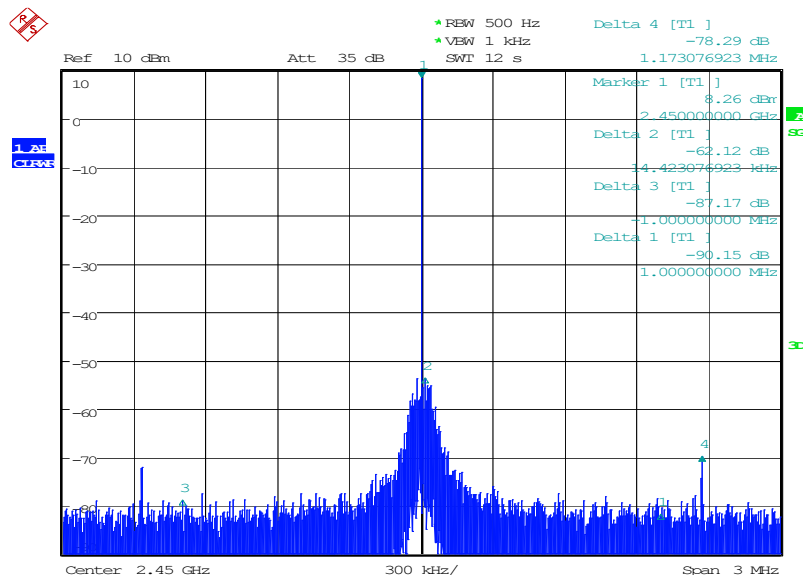
SELECTABLE FREQUENCY

1800 - 2540 MHz

HARMONIC SUPPRESSION




REFERENCE SIDEBAND SUPPRESSION



PERFORMANCE PLOTS

Copyright © Synergy Microwave Corporation
201 McLean Boulevard • Paterson, New Jersey 07504 USA
Tel: (973) 881-8800 • Fax: (973) 881-8361
E-Mail: sales@synergymw.com • Website: <http://www.synergymw.com>
Patents : <http://www.synergymw.com/patents>

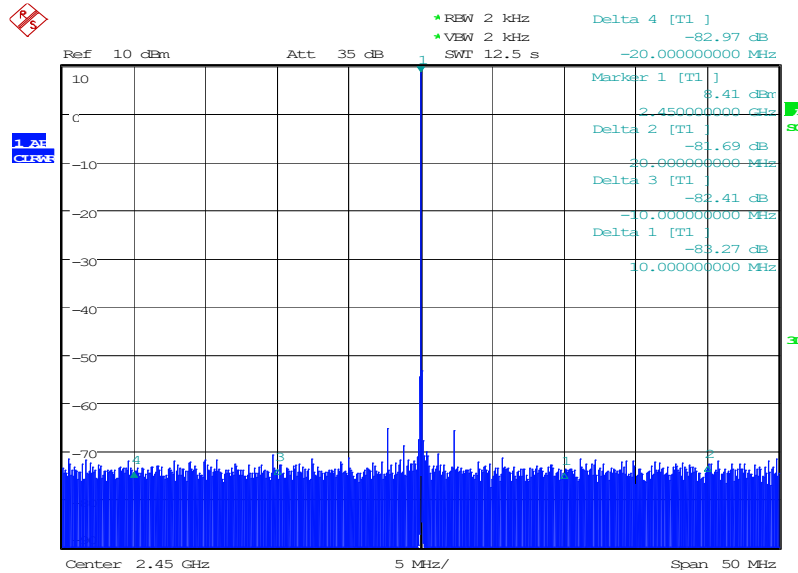


PARALLEL ADDRESSABLE SYNTHESIZER SURFACE MOUNT MODEL: LFCPH181254-10

SELECTABLE FREQUENCY

1800 - 2540 MHz

REFERENCE SIDEBAND SUPPRESSION



PERFORMANCE PLOTS

Copyright © Synergy Microwave Corporation
201 McLean Boulevard • Paterson, New Jersey 07504 USA
Tel: (973) 881-8800 • Fax: (973) 881-8361
E-Mail: sales@synergymwave.com • Website: <http://www.synergymwave.com>
Patents : <http://www.synergymwave.com/patents>



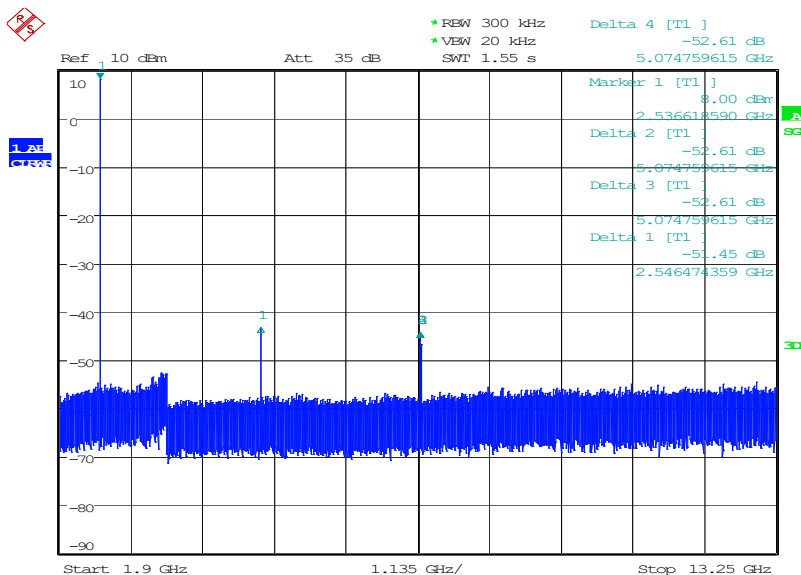
PARALLEL ADDRESSABLE SYNTHESIZER SURFACE MOUNT MODEL: LFCPH181254-10

SELECTABLE FREQUENCY

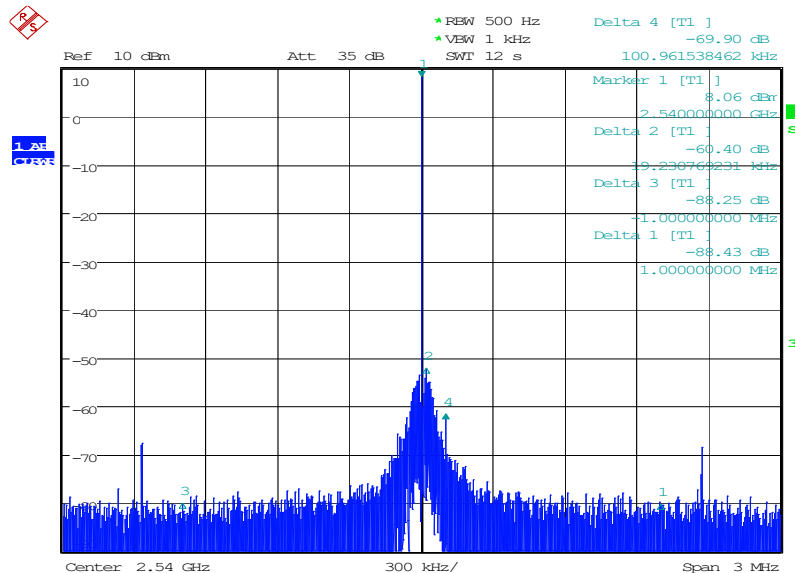
1800 - 2540 MHz

PERFORMANCE PLOTS


HARMONIC SUPPRESSION



REFERENCE SIDEBAND SUPPRESSION



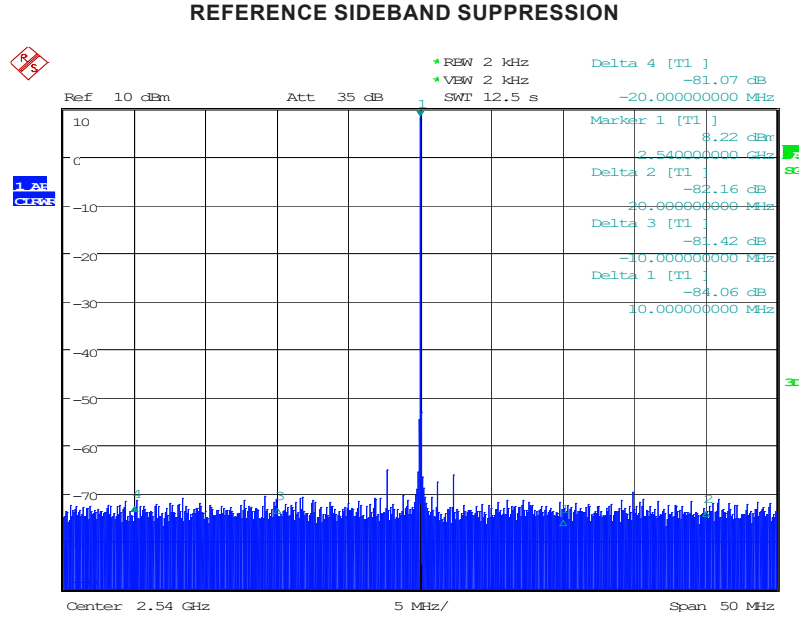
Copyright © Synergy Microwave Corporation
 201 McLean Boulevard • Paterson, New Jersey 07504 USA
 Tel: (973) 881-8800 • Fax: (973) 881-8361
 E-Mail: sales@synergymwave.com • Website: <http://www.synergymwave.com>
 Patents : <http://www.synergymwave.com/patents>



PARALLEL ADDRESSABLE SYNTHESIZER SURFACE MOUNT MODEL: LFCPH181254-10

SELECTABLE FREQUENCY

1800 - 2540 MHz



PERFORMANCE PLOTS

Copyright © Synergy Microwave Corporation
201 McLean Boulevard • Paterson, New Jersey 07504 USA
Tel: (973) 881-8800 • Fax: (973) 881-8361
E-Mail: sales@synergymwave.com • Website: <http://www.synergymwave.com>
Patents : <http://www.synergymwave.com/patents>

