

4 PORT 0°/180° HYBRID


SURFACE MOUNT MODEL: SMJ-C8

WIDE BANDWIDTH

20 - 1000 MHz

FEATURES:

- ▶ Wide Bandwidth
- ▶ Closely Controlled Phase/Amplitude Unbalance
- ▶ Small Size, Surface Mount
- ▶ RoHS Compliant



SPECIFICATIONS (Rev. F 06/20/22)

Frequency	20 - 1000 MHz		
Insertion Loss (dB) *	Freq. (MHz)	Σ to C/D (Typ./Max.)	Δ to C/D (Typ./Max.)
	20-200	0.9/1.3	1.5/1.8
	200-500	1.2/1.7	1.5/1.9
	500-1000	1.5/2.0	1.8/2.3
Amplitude Unbalance (dB)	Freq. (MHz)	Σ to C/D (Max.)	Δ to C/D (Max.)
	20-200	1.0	1.0
	200-500	0.8	0.9
	500-1000	0.9	0.9
Phase Unbalance	Freq. (MHz)	Σ to C/D (Max.)	Δ to C/D (Max.)
	20-200	4°	5°
	200-500	3°	4°
	500-1000	5°	5°
Isolation (dB)	Freq. (MHz)	Σ to Δ (Typ./Min.)	C to D (Typ./Min.)
	20-200	28/22	26/20
	200-500	32/23	23/18
	500-1000	30/25	20/15
Input Power Rating	1 Watt (Max.)		
Impedance	50 Ohms (Nom.)		
VSWR	1.3:1 (Typ.)		
Operating Temperature Range	-40 to +85 °C		
* Insertion loss in excess of the theoretical 3 dB coupling.			

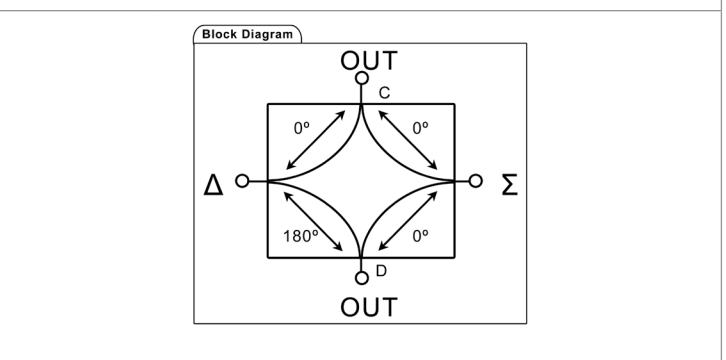
Package # 129LF-2

DETAIL - A

RECOMMENDED PCB LAYOUT

PACKAGE MOUNTING: SEE APPLICATION NOTE AN7301.
TOLERANCES ON THREE DECIMAL PLACES = ± 0.015

PORT IDENTIFICATION				
Sum (Σ)	Delta (Δ)	0° Output (C)	0°/180° Output (D)	GND
4	1	6	3	All Other

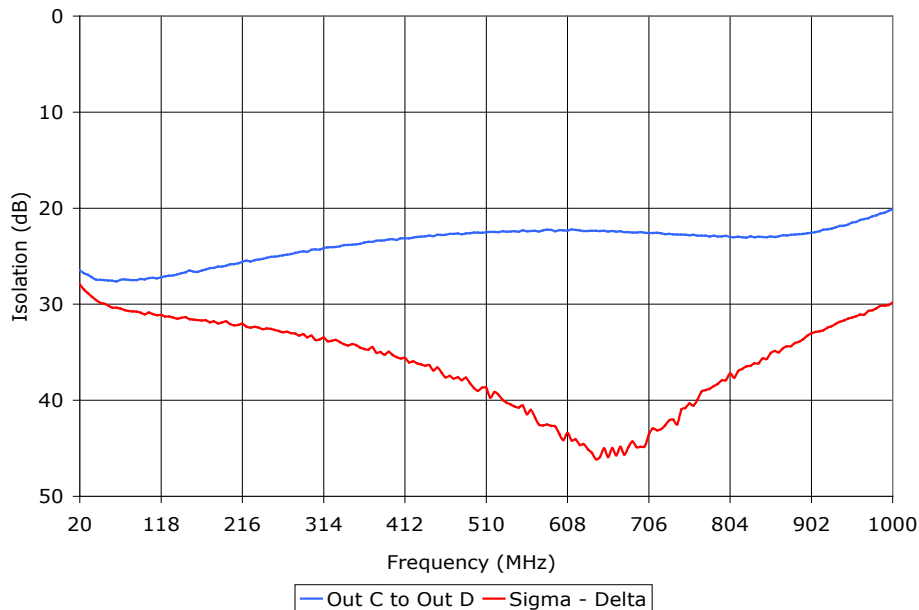
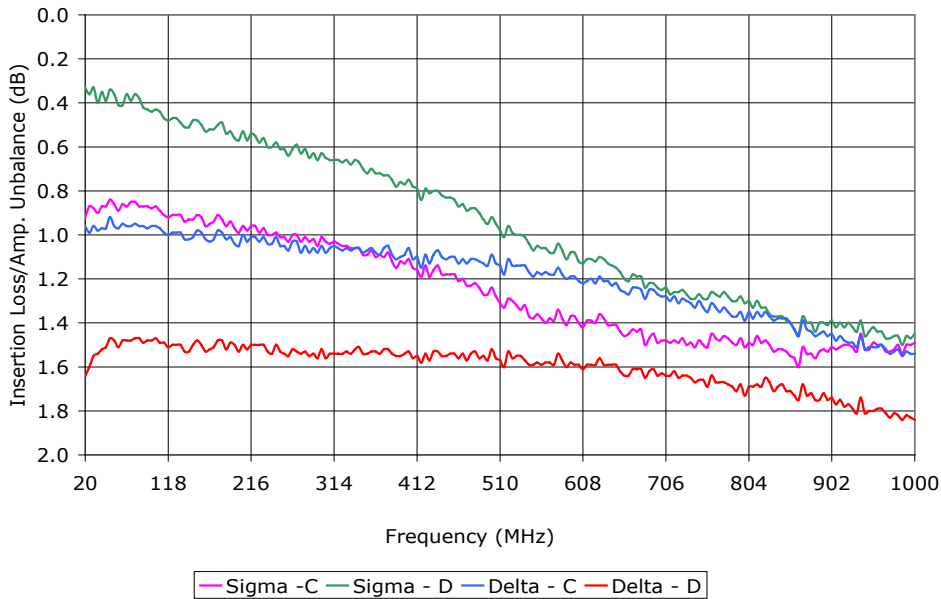


4 PORT 0/180° HYBRID SURFACE MOUNT MODEL: SMJ-C8

WIDE BANDWIDTH

20 - 1000 MHz

Data @ 25°C



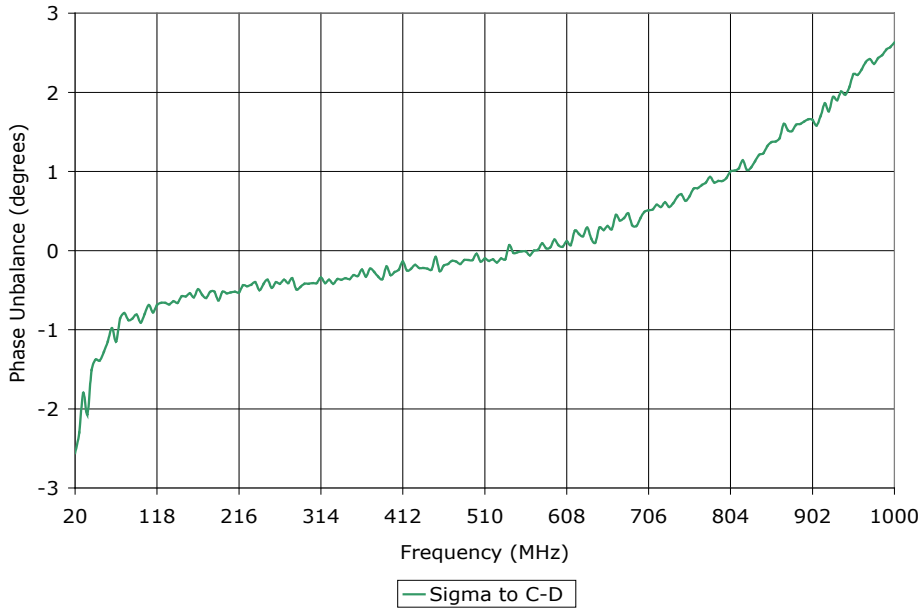
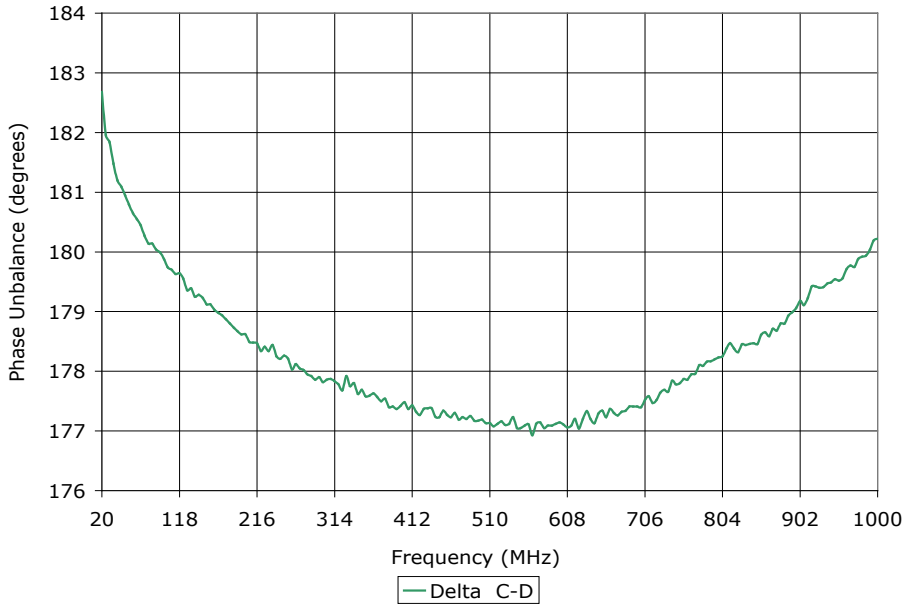
PERFORMANCE PLOTS

4 PORT 0/180° HYBRID SURFACE MOUNT MODEL: SMJ-C8

WIDE BANDWIDTH

20 - 1000 MHz

Data @ 25°C



PERFORMANCE PLOTS

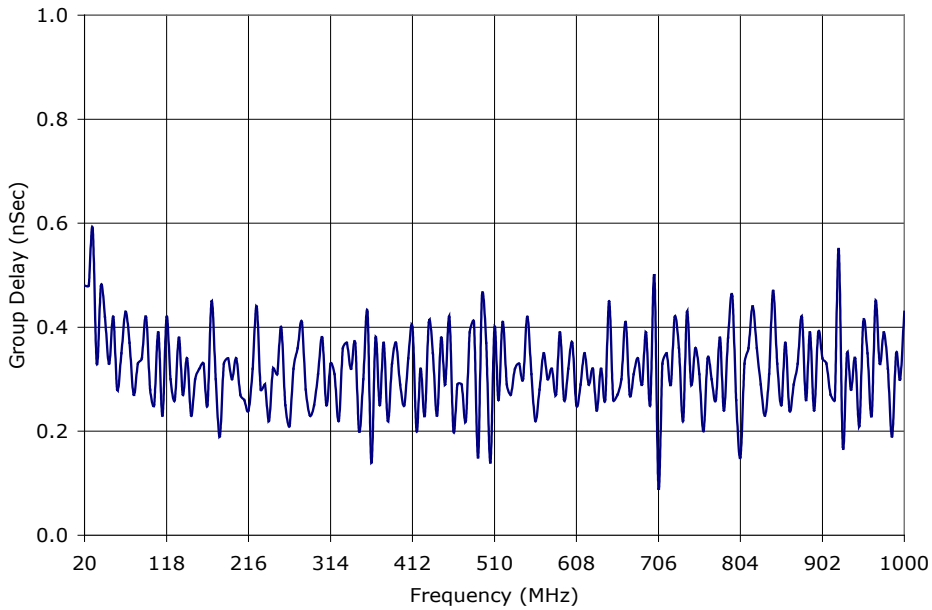
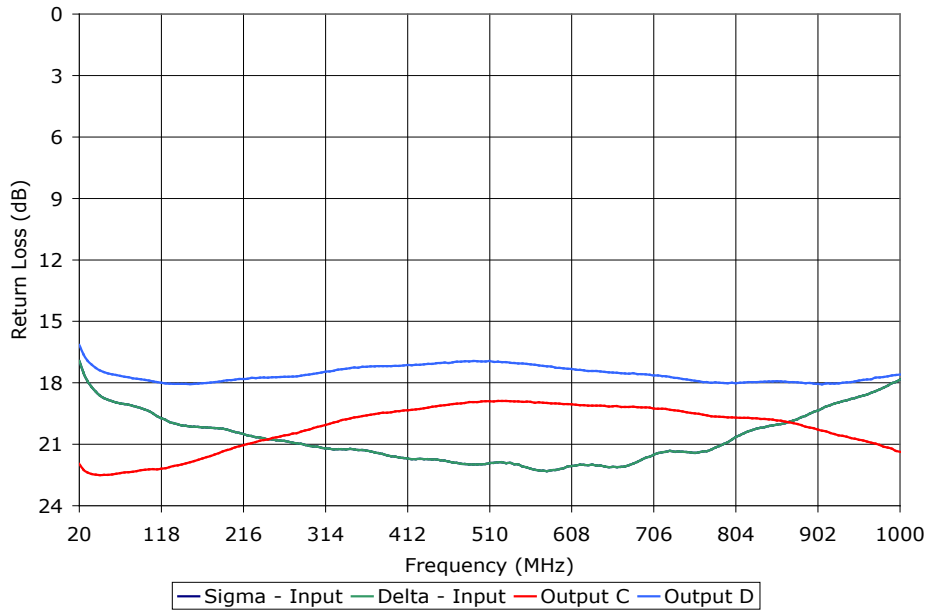


4 PORT 0/180° HYBRID SURFACE MOUNT MODEL: SMJ-C8

WIDE BANDWIDTH

20 - 1000 MHz

Data @ 25°C



PERFORMANCE PLOTS