

90° HYBRID

SURFACE MOUNT MODEL: SMQ-C02

2:1 BANDWIDTH

40 - 80 MHz

FEATURES:

- ▶ Excellent Performance
- ▶ Building Block For:
 - Power Amplifier
 - Image Rejection Mixers
 - I & Q / SSB Modulators
 - Phase Shifters & More...



SPECIFICATIONS (Rev. C 06/20/22)

Frequency	40 - 80 MHz	
Insertion Loss *	dB (Typ.)	dB (Max.)
	0.3	0.5
Amplitude Unbalance	dB (Typ.)	dB (Max.)
	0.5	0.75
Phase Unbalance	(Typ.)	(Max.)
	1°	3°
Isolation	dB (Typ.)	dB (Min.)
	25	20
Power Rating	1 Watt (Max.)	
Impedance	50 Ohms (Nom.)	
VSWR	1.20:1 (Typ.)	
Operating Temperature Range	-40 to +85 °C	
Storage Temperature Range	-55 to +100 °C	

Package # 129LF-2

PACKAGE MOUNTING: SEE APPLICATION NOTE AN7301.
 TOLERANCES ON THREE DECIMAL PLACES= ± 0.015

* Insertion loss in excess of the theoretical 3 dB coupling.

Port Configuration					
Input	Isolated*	+90° Output	0° Output	GND.**	No Conn.
5	6	1	2	7,8,9,10	3,4

* Terminate ISOLATED port in 50 Ohms EXTERNALLY
 ** Ground Externally

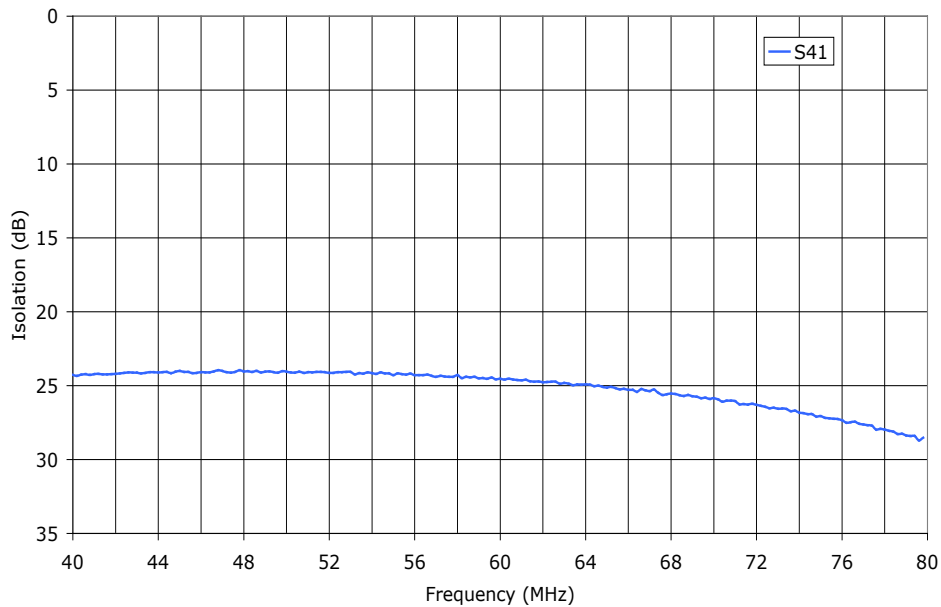
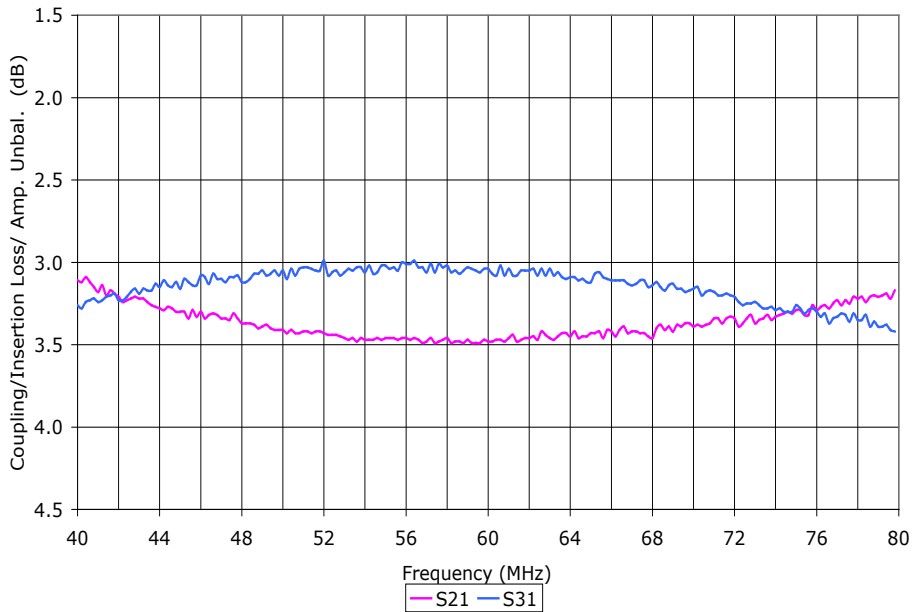
90° HYBRID

SURFACE MOUNT MODEL: SMQ-C02

2:1 BANDWIDTH

40 - 80 MHz

Data @ 25°C



PERFORMANCE PLOTS

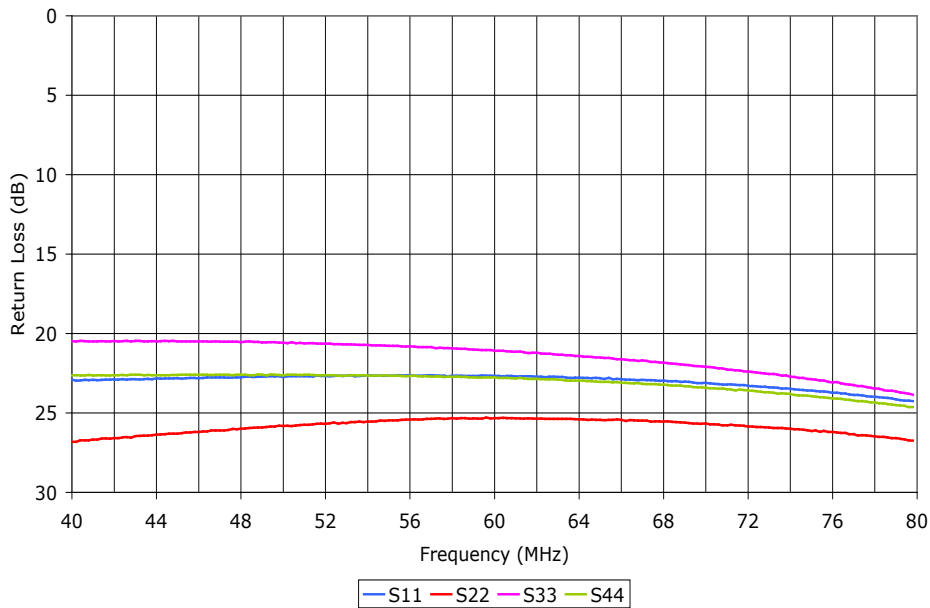
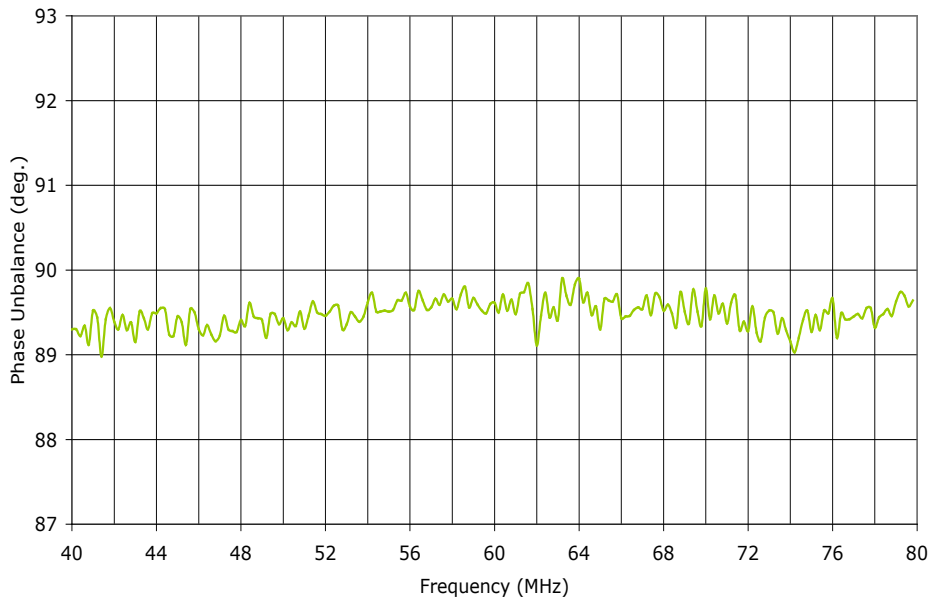
90° HYBRID

SURFACE MOUNT MODEL: SMQ-C02

2:1 BANDWIDTH

40 - 80 MHz

Data @ 25°C



PERFORMANCE PLOTS

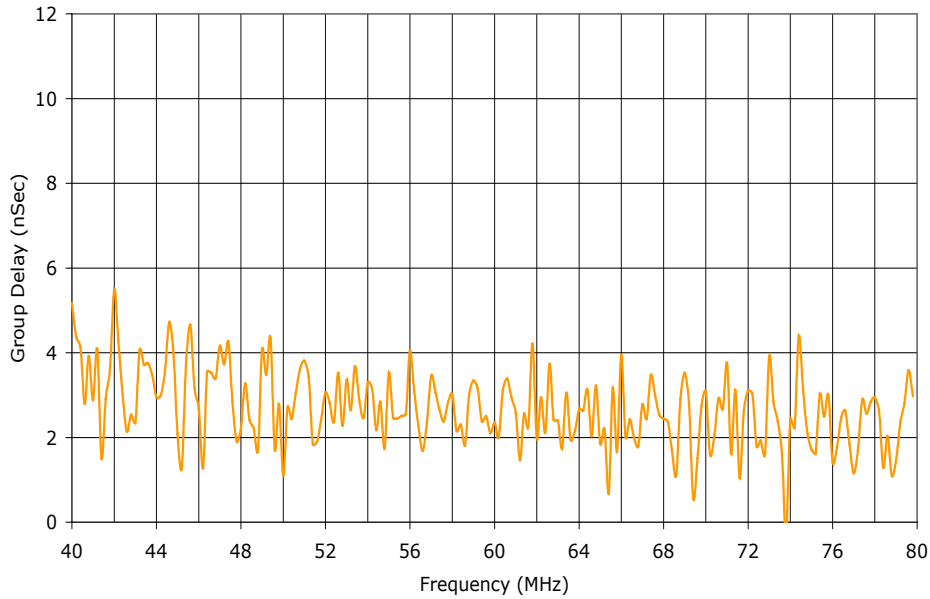
90° HYBRID

SURFACE MOUNT MODEL: SMQ-C02

2:1 BANDWIDTH

40 - 80 MHz

Data @ 25°C



PERFORMANCE PLOTS