

# HIGH IP<sup>3</sup> TRIPLE-BALANCED MIXER

## SURFACE MOUNT MODEL: SMD-C8RM

WIDE BANDWIDTH

1 - 2500 MHz

**FEATURES:**

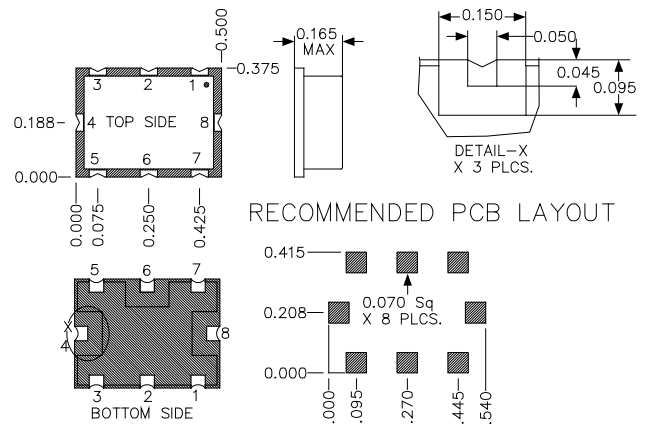
- ▶ High Performance
- ▶ High IP<sup>3</sup>
- ▶ Small Size, Surface Mount
- ▶ RoHS Compliant



**SPECIFICATIONS (Rev. B 03/20/24)**

Frequency (MHz)	LO	RF	IF	
	1 - 2500	1 - 2500	1 - 2000	
LO Level	+13 dBm			
Input IP <sup>3</sup>	+20 dBm (Typ.)			
1 dB Comp. Pt.	+10 dBm (Typ.)			
Conversion Loss (dB)	Frequency (MHz)		Typ.	Max.
	RF/LO	IF		
	10 - 1300	10 - 1000	6.2	8.5
	10 - 2200	30 - 1000	7.5	9.5
Isolation (dB)	Frequency (MHz)		Typ.	Min.
	LO/RF	10 - 2000		
	LO/RF	1 - 2500	25	18
	LO/IF	10 - 1800	26	20
	LO/IF	1 - 2500	22	16
RF/IF	1 - 2500	28	20	
VSWR	Frequency (MHz)		Typ.	
	RF	600 - 2000	1.7:1	
	RF	1 - 2500	2.0:1	
	LO	600 - 2000	1.6:1	
	LO	1 - 2500	2.0:1	
IF	1 - 2000	1.8:1		
Impedance	50 Ohms (Nom.)			
Operating Temperature Range	-40 to +85 °C			

Package # 357



TOLERANCES ON THREE DECIMAL PLACES = ± 0.015  
 PACKAGE MOUNTING: SEE APPLICATION NOTE AN7301

PORT LOCATION			
RF	LO	IF	GND
8	4	6	All Others

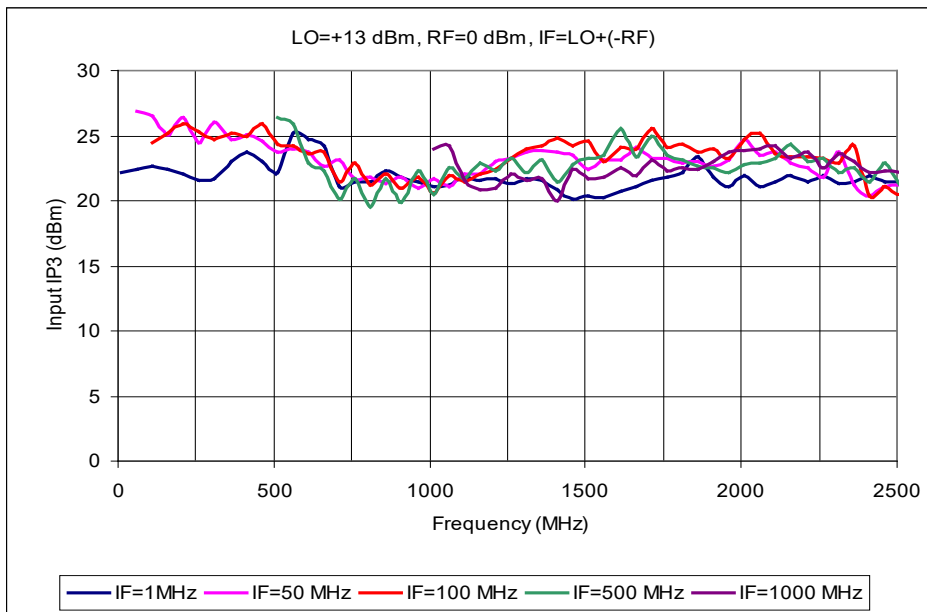
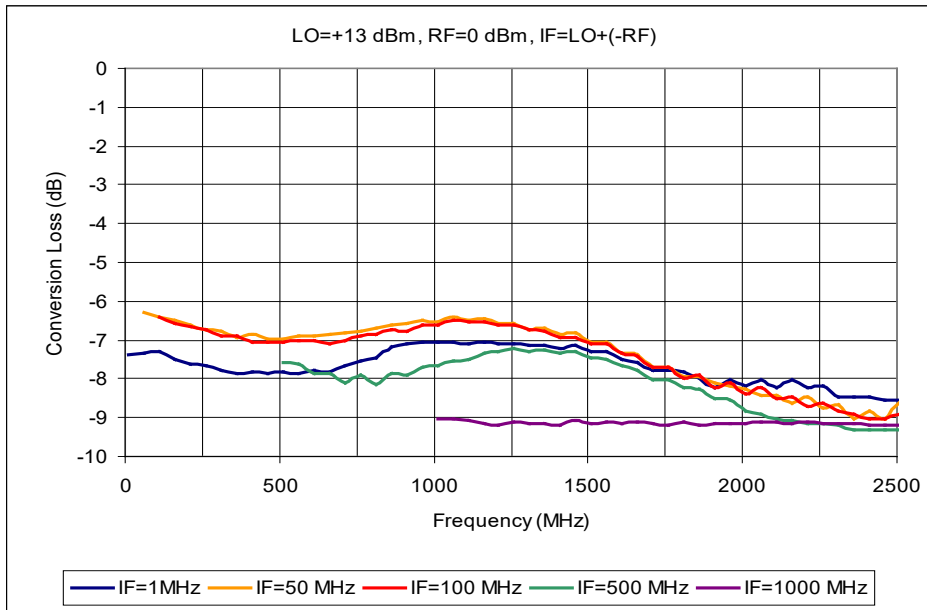
# HIGH IP<sup>3</sup> TRIPLE-BALANCED MIXER

## SURFACE MOUNT MODEL: SMD-C8RM

WIDE BANDWIDTH

1 - 2500 MHz

PERFORMANCE PLOTS



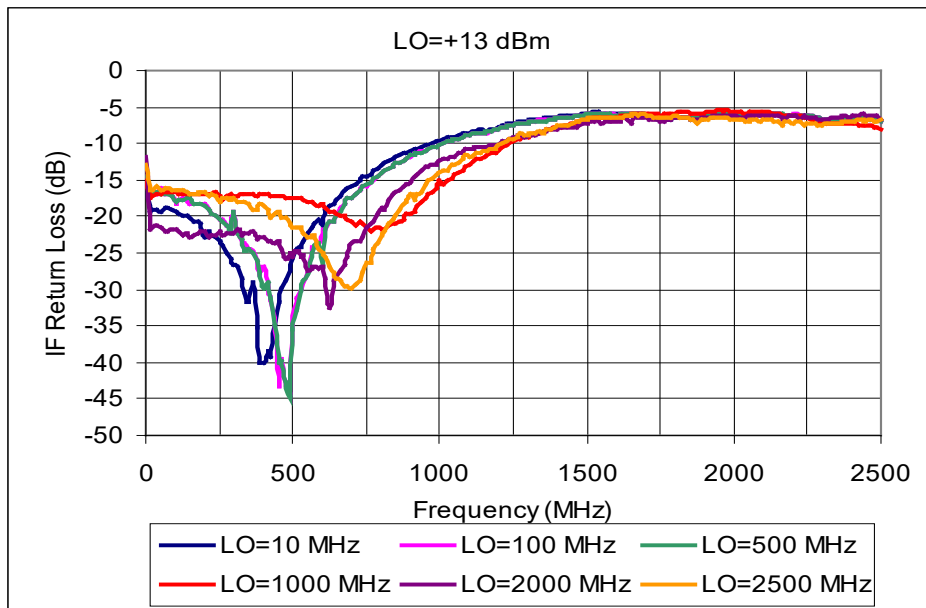
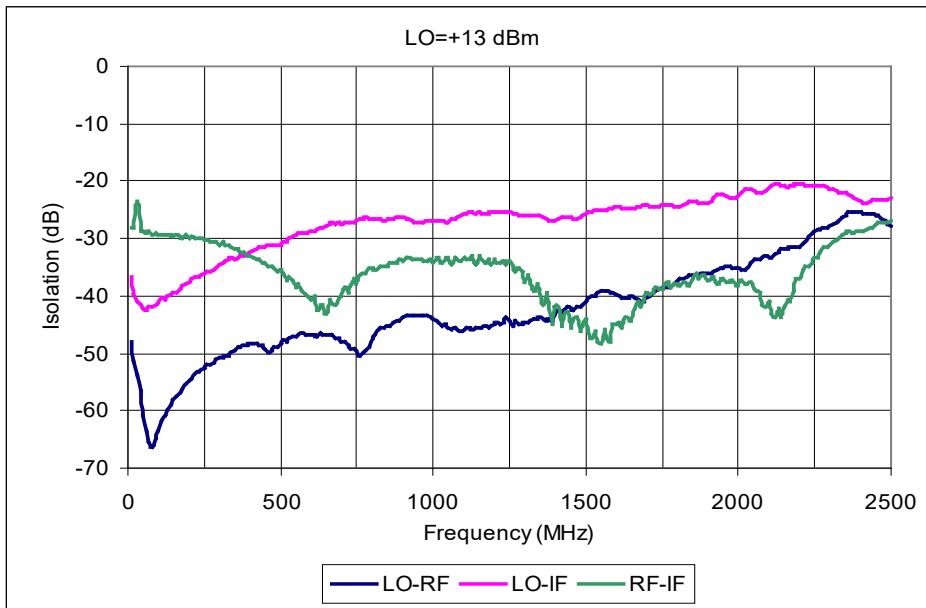
# HIGH IP<sup>3</sup> TRIPLE-BALANCED MIXER

## SURFACE MOUNT MODEL: SMD-C8RM

WIDE BANDWIDTH

1 - 2500 MHz

PERFORMANCE PLOTS



# HIGH IP<sup>3</sup> TRIPLE-BALANCED MIXER

## SURFACE MOUNT MODEL: SMD-C8RM

WIDE BANDWIDTH

1 - 2500 MHz

PERFORMANCE PLOTS

