

SELECTABLE FREQUENCY SYNTHESIZER

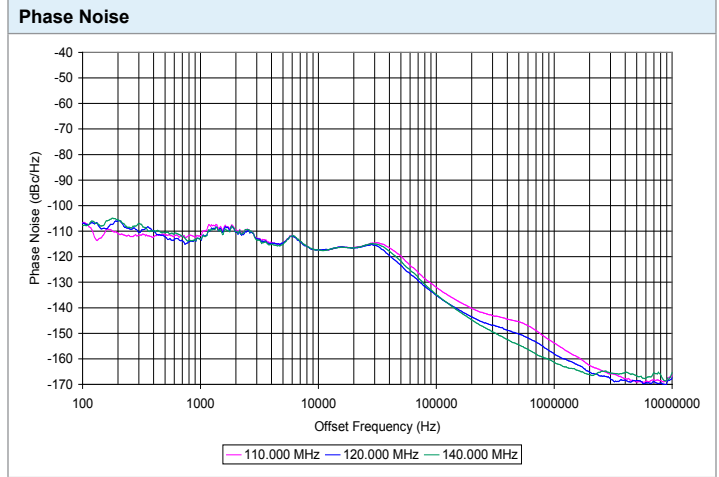
SURFACE MOUNT MODEL: FCPL1114-5

OPTIMIZED LOOP PARAMETERS

112.5 - 140 MHz

FEATURES:

- ▶ Exceptional Phase Noise
- ▶ No Programming Required
- ▶ Lead Free - RoHS Compliant
- ▶ Patented REL-PRO® Technology
- ▶ Small Size, Surface Mount
- ▶ Buffered Output



SPECIFICATIONS (Rev. D 12/21/10)

Frequency	112.5 - 140 MHz		
Reference Input Frequency	10 MHz		
Reference Input Voltage	1.0 V p-p to 3.3 V p-p		
Bias Voltage	Vcc	V (Vdc)	I (mA Max.)
	Vcc 1 (Digital)	+5	15
	Vcc 2 (Vtune)	+5	10
	Vcc 3 (VCO)	+5	50
Lock Detect Indicator	CMOS 3.3 V		
Output Power	+5 dBm (Min.)		
Spurious Suppression	75 dB (Typ.)		
Harmonic Suppression	10 dB (Typ.)		
Power Up Time	90 mSec (Typ.) *		
Output Impedance	50 Ohms (Nom.)		
Typical Phase Noise	Offset	Phase Noise	
	@ 1 kHz	-110 dBc/Hz	
	@ 10 kHz	-117 dBc/Hz	
	@ 100 kHz	-132 dBc/Hz	
Operating Temperature Range	-40 to +85 °C		

* From stable power on to stable lock detect.

Binary Frequency Selection Table

D3	D2	D1	D0	Freq. (MHz)
1	0	0	0	112.5
1	0	0	1	120
1	0	1	0	140
1	1	1	1	125

Absolute Maximum Ratings

Storage Temp. Range	-55 to +125 °C
Bias Voltage (Digital)	+5.25 V
Bias Voltage (Vtune)	+8.0 V
Bias Voltage (VCO)	+5.5 V
DC Voltage Applied to RF Out	± 25 V


This product is manufactured under one or more of the following patents: Approved: 5,160,810; 5,122,621; 5,390,349; 5,416,449; 5,650,754; 5,805,431; 6,525,623; 6,850,575; 7,088,189; 7,180,381; 7,196,591; 7,262,670; 7,265,642; 7,292,113; 7,365,612; 7,495,525; 2,548,311; 2,548,317; 7,545,229; 7,580,693; 7,586,381; 7,605,670; 7,636,021; 2,533,623 | Pending: 60/493075; 60/501371 & 60/501790; 60/527957 & 60/528670; 60/563481; 60/564173; 60/589090; 60/601823; 60/605791; EV31369834; 11/259766; 60/622485 & 60/710310; 10/937525/60/736901; 60/732787; 7,495,525; 2,548,311; 2,548,317; 7,545,229; 2,563,174; 7,580,693; 7,612,296; 2,524,751

SELECTABLE FREQUENCY SYNTHESIZER

SURFACE MOUNT MODEL: FCPL1114-5

OPTIMIZED LOOP PARAMETERS

112.5 - 140 MHz



Port Configuration

Pin 1 - NC	Pin 6 - Ref. Input	Pin 11 - Ground	Pin 16 - NC
Pin 2 - D0 (LSB)	Pin 7 - VCC1 (Digital)	Pin 12 - Ground	NC - Not Connected
Pin 3 - D1	Pin 8 - VCC2 (Vtune)	Pin 13 - RF Out	
Pin 4 - D2	Pin 9 - VCC3 (VCO)	Pin 14 - Lock Detect	
Pin 5 - D3 (MSB)	Pin 10 - Ground	Pin 15 - NC	

PERFORMANCE PLOTS

This product is manufactured under one or more of the following patents: Approved: 5,160,810; 5,122,621; 5,390,349; 5,416,449; 5,650,754; 5,805,431; 6,525,623; 6,850,575; 7,088,189; 7,180,381; 7,196,591; 7,262,670; 7,265,642; 7,292,113; 7,365,612; 7,495,525; 2,548,311; 2,548,317; 7,545,229; 7,580,693; 7,586,381; 7,605,670; 7,636,021; 2,533,623 | Pending: 60/493075; 60/501371 & 60/501790; 60/527957 & 60/528670; 60/563481; 60/564173; 60/589090; 60/601823; 60/605791; EV31369834; 11/259766; 60/622485 & 60/710310; 10/937525/60/736901; 60/732787; 7,495,525; 2,548,311; 2,548,317; 7,545,229; 2,563,174; 7,580,693; 7,612,296; 2,524,751

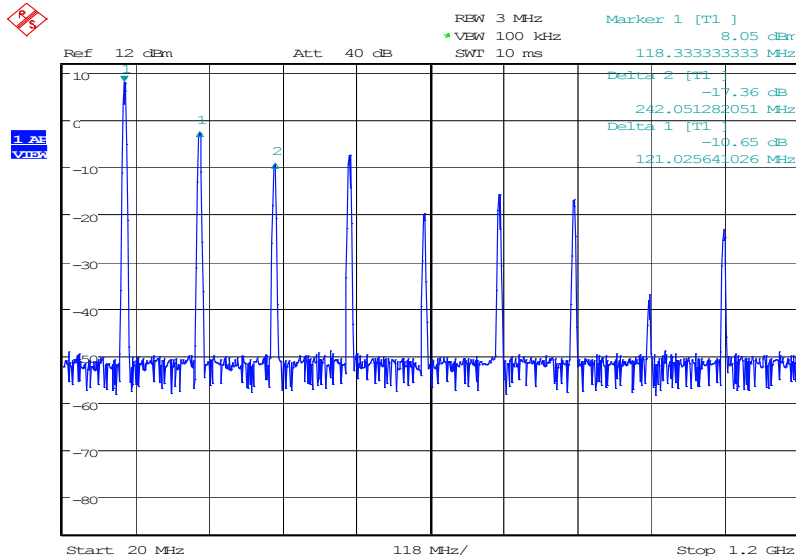
SELECTABLE FREQUENCY SYNTHESIZER

SURFACE MOUNT MODEL: FCPL1114-5

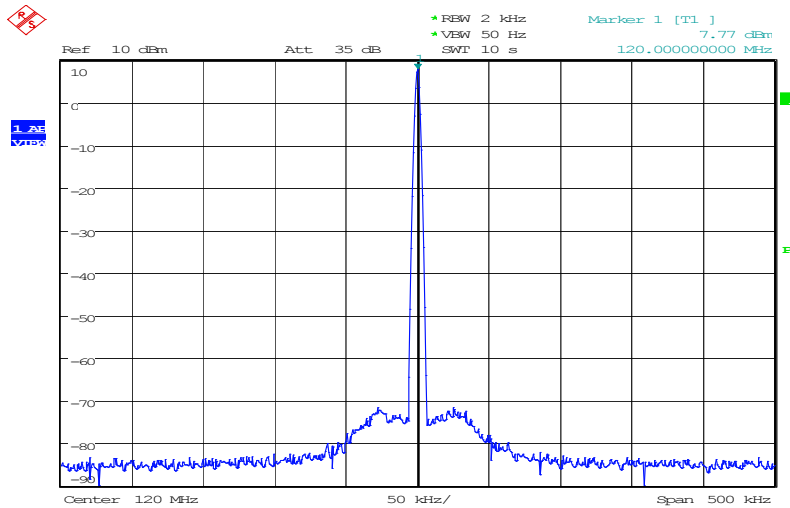
OPTIMIZED LOOP PARAMETERS

112.5 - 140 MHz

HARMONIC SUPPRESSION



REFERENCE SIDEBAND SUPPRESSION



PERFORMANCE PLOTS

This product is manufactured under one or more of the following patents: Approved: 5,160,810; 5,122,621; 5,390,349; 5,416,449; 5,650,754; 5,805,431; 6,525,623; 6,850,575; 7,088,189; 7,180,381; 7,196,591; 7,262,670; 7,265,642; 7,292,113; 7,365,612; 7,495,525; 2,548,311; 2,548,317; 7,545,229; 7,580,693; 7,586,381; 7,605,670; 7,636,021; 2,533,623 | Pending: 60/493075; 60/501371 & 60/501790; 60/527957 & 60/528670; 60/563481; 60/564173; 60/589090; 60/601823; 60/605791; EV31369834; 11/259766; 60/622485 & 60/710310; 10/937525/60/736901; 60/732787; 7,495,525; 2,548,311; 2,548,317; 7,545,229; 2,563,174; 7,580,693; 7,612,296; 2,524,751

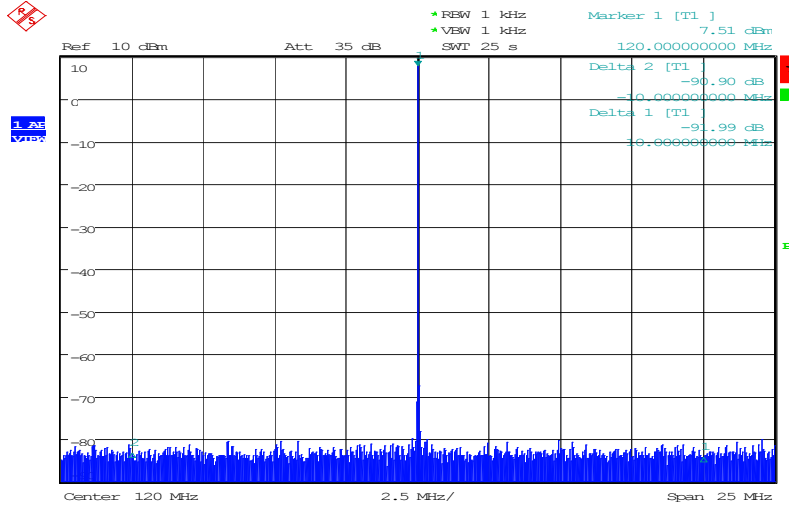
SELECTABLE FREQUENCY SYNTHESIZER

SURFACE MOUNT MODEL: FCPL1114-5

OPTIMIZED LOOP PARAMETERS

112.5 - 140 MHz

CLOSE IN SPURIOUS SUPPRESSION



PERFORMANCE PLOTS

This product is manufactured under one or more of the following patents: Approved: 5,160,810; 5,122,621; 5,390,349; 5,416,449; 5,650,754; 5,805,431; 6,525,623; 6,850,575; 7,088,189; 7,180,381; 7,196,591; 7,262,670; 7,265,642; 7,292,113; 7,365,612; 7,495,525; 2,548,311; 2,548,317; 7,545,229; 7,580,693; 7,586,381; 7,605,670; 7,636,021; 2,533,623 | Pending: 60/493075; 60/501371 & 60/501790; 60/527957 & 60/528670; 60/563481; 60/564173; 60/589090; 60/601823; 60/605791; EV31369834; 11/259766; 60/622485 & 60/710310; 10/937525/60/736901; 60/732787; 7,495,525; 2,548,311; 2,548,317; 7,545,229; 2,563,174; 7,580,693; 7,612,296; 2,524,751

Copyright © Synergy Microwave Corporation
201 McLean Boulevard • Paterson, New Jersey 07504 USA • Tel: (973) 881-8800 • Fax: (973) 881-8361
E-Mail: sales@synergymwave.com • World Wide Web: http://www.synergymwave.com

