

RF IMPEDANCE TRANSFORMER

SURFACE MOUNT MODEL: TM4-4

WIDE BANDWIDTH

10 - 2500 MHz

FEATURES:

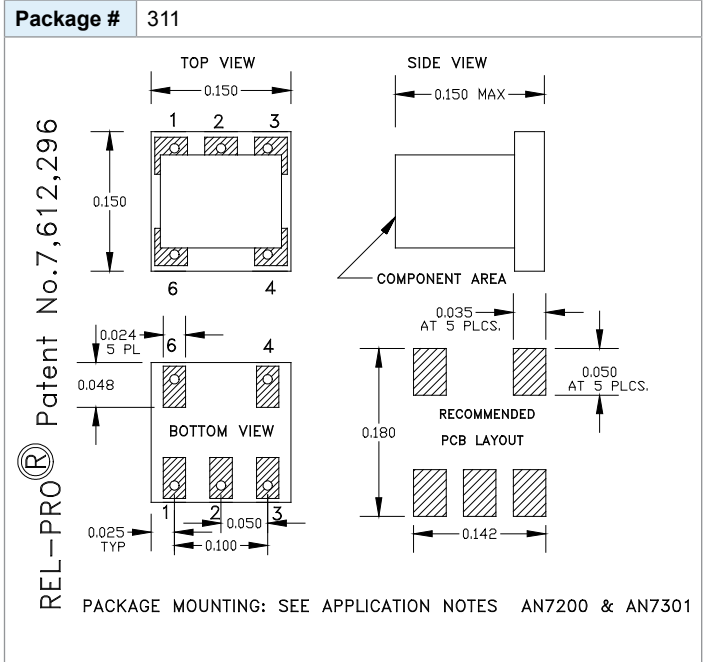
- ▶ Cost Effective
- ▶ Low Loss
- ▶ Small Size, Surface Mount
- ▶ Lead Free Patented REL-PRO® Technology



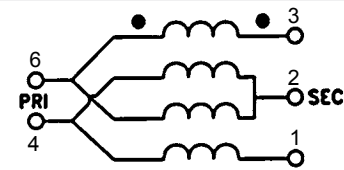
Part Identifier:
Red & White Dot

SPECIFICATIONS (Rev. D 03/23/11)

Frequency	10 - 2500 MHz		
Impedance Ratio	1:4		
Insertion Loss (dB) *	Frequency (MHz)	Typ.	Max.
	10 - 500	0.7	1.4
	500 - 1250	0.8	2.4
	1250 - 2500	1.2	2.25
Amplitude Unbalance	1.0 dB (Typ.)		
Phase Unbalance	8° (Typ.)		
Return Loss	15 dB (Typ.)		
Input Power	0.25 Watt (Max.)		
Input Impedance	50 Ohms (Nom.)		
DC Current **	25 mA (Max.)		
Operating Temperature Range	-40 to +85 °C		
* Plot excludes 3 dB Split Loss			
** With DC blocking capacitors installed			



PORT CONFIGURATION				
Pri. Dot	Pri.	Sec. Dot	Sec.	Sec. Center Tap
6	4	3	1	2



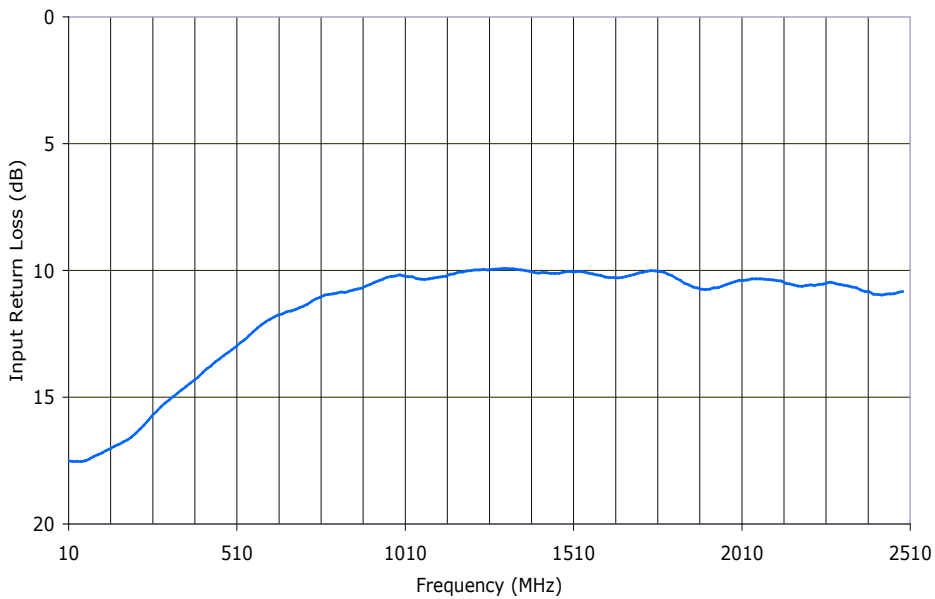
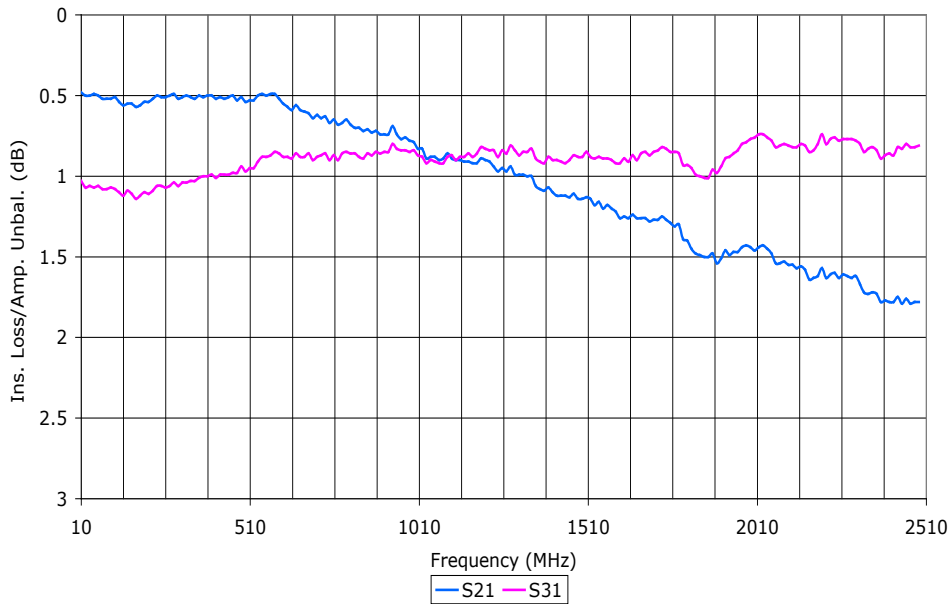
RF IMPEDANCE TRANSFORMER

SURFACE MOUNT MODEL: TM4-4

WIDE BANDWIDTH

10 - 2500 MHz

Data @ 25°C



PERFORMANCE PLOTS

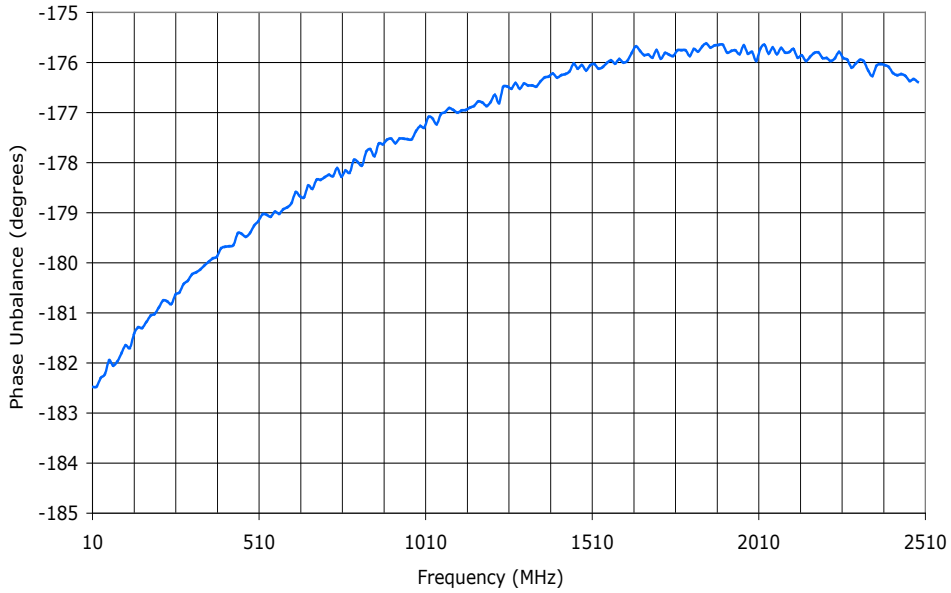
RF IMPEDANCE TRANSFORMER

SURFACE MOUNT MODEL: TM4-4

WIDE BANDWIDTH

10 - 2500 MHz

Data @ 25°C



PERFORMANCE PLOTS