

VOLTAGE CONTROLLED OSCILLATOR


SURFACE MOUNT MODEL: DCO490517-3

OPTIMIZED BANDWIDTH

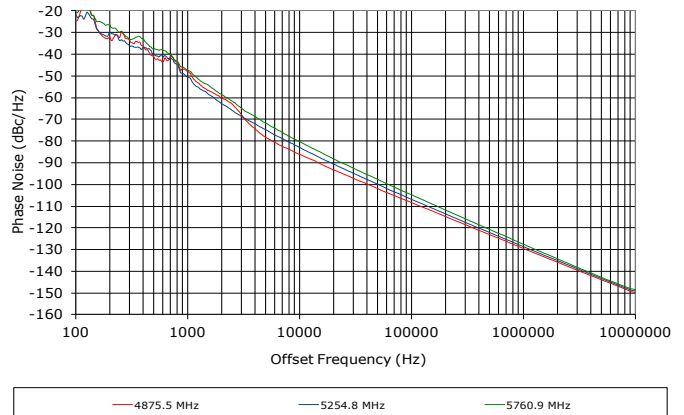
4900 - 5400 MHz

FEATURES:

- ▶ Miniatures Size, Surface Mount (0.3"x0.3")
- ▶ Exceptional Phase Noise Performance
- ▶ Fast Tuning
- ▶ Planar Resonator Construction



Phase Noise



SPECIFICATIONS (Rev. A 09/02/14)

Frequency	4900 - 5400 MHz	
Tuning Voltage	See below.	
Bias Voltage	+3.0 VDC @ 21 mA (Max.)	
Output Power	-4 dBm (Min.)	
Tuning Sensitivity	50 - 90 MHz/V (Typ.)	
Output Impedance	50 Ohms (Nom.)	
Harmonic Suppression	23 dB (Typ.)	
Frequency Pulling	40 MHz (Typ. @ 1.75:1 VSWR)	
Frequency Pushing	10 MHz/V (Typ.)	
Tuning Port Capacitance	15 pF (Typ.)	
Typical Phase Noise	Offset	dBc/Hz
	10 kHz	-83
	100 kHz	-107
Operating Temperature Range	-40 to +85 °C	

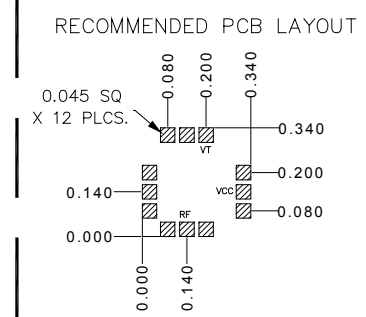
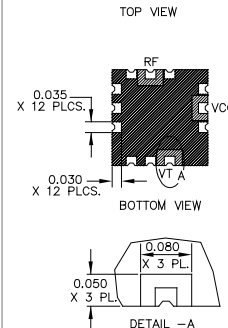
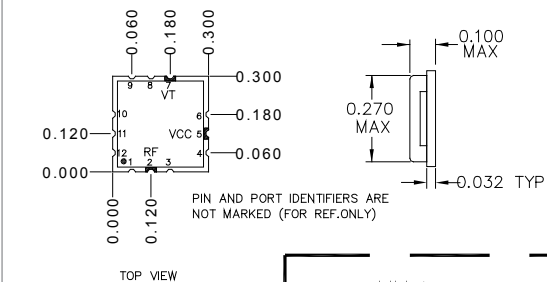
Guaranteed Tuning Specifications

Tuning Voltage (V)	Frequency (MHz)
0.3	4900 (Max.)
3	4970 (Min.)
5	5100 (Min.)
8	5300 (Min.)
10	5400 (Min.)

Absolute Maximum Ratings

Storage Temp. Range	-55 to +125 °C
Bias Voltage	+3.3 V
Tuning Voltage	+12 V
DC Voltage Applied to RF Out	± 25 V

Package # 343



PACKAGE MOUNTING: SEE APPLICATION NOTE AN7300 & AN7302

TOLERANCES ON THREE DECIMAL PLACES = ± 0.015

DIMENSIONS ARE IN INCHES. ALL UNLABELED PINS TO BE GROUND.

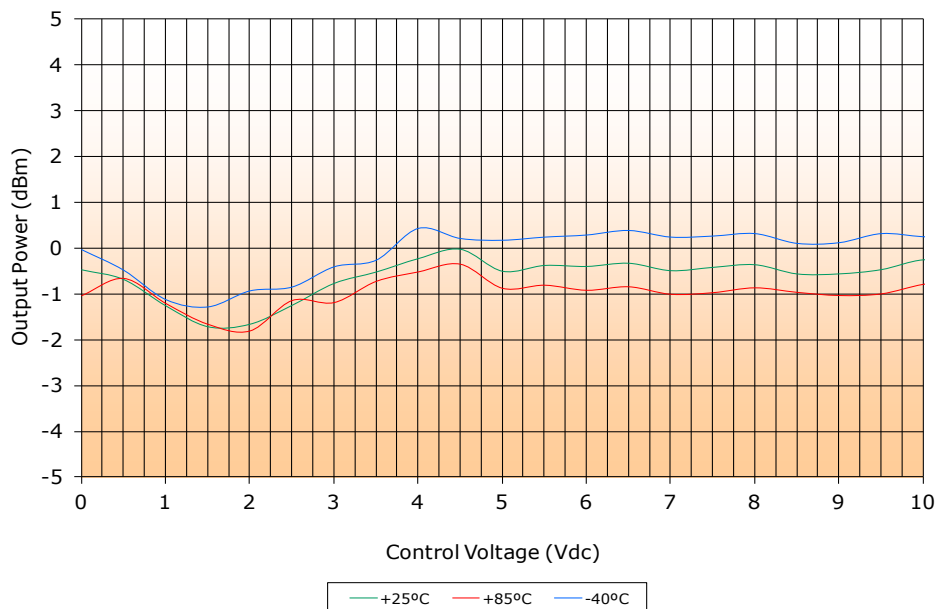
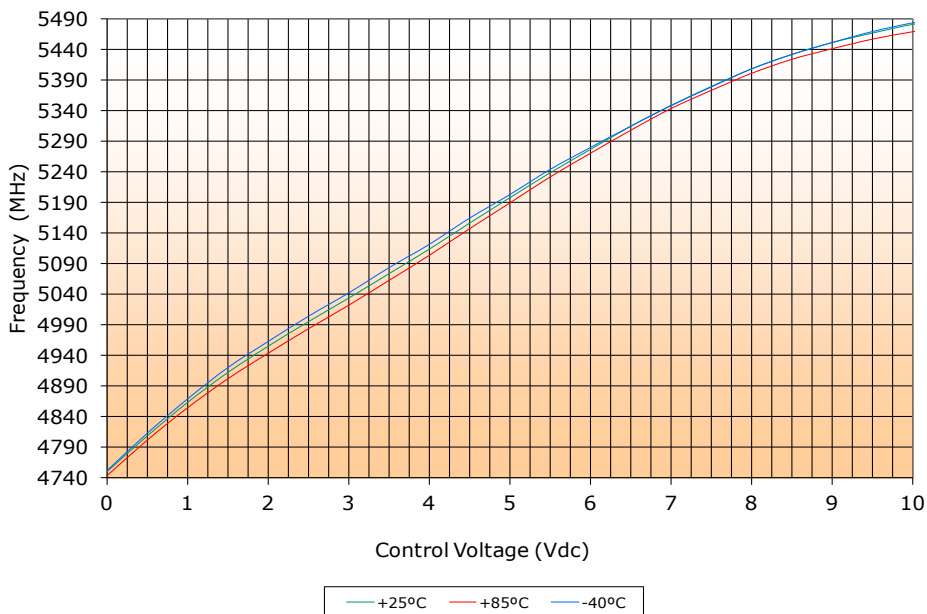
VOLTAGE CONTROLLED OSCILLATOR

SURFACE MOUNT MODEL: DCO490517-3

OPTIMIZED BANDWIDTH

4900 - 5400 MHz

PERFORMANCE PLOTS



VOLTAGE CONTROLLED OSCILLATOR

SURFACE MOUNT MODEL: DCO490517-3

OPTIMIZED BANDWIDTH

4900 - 5400 MHz

PERFORMANCE PLOTS

