

VOLTAGE CONTROLLED OSCILLATOR

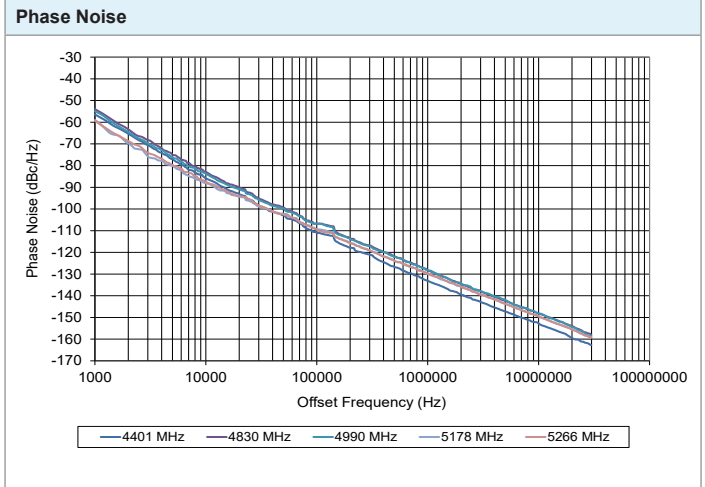

SURFACE MOUNT MODEL: DCRO440520-5

OPTIMIZED BANDWIDTH

4400 - 5200 MHz

FEATURES:

- ▶ Exceptional Phase Noise Performance
- ▶ Small Size, Surface Mount
- ▶ Lead Free Patented REL-PRO® Technology
- ▶ Planar Resonator Construction
- ▶ Buffered Output



SPECIFICATIONS (Rev. B 01/03/19)

Frequency	4400 - 5200 MHz
Tuning Voltage	See table below.
Bias Voltage	+5V @ 45 mA (Max.)
Output Power	-2 dBm (Min.)
Tuning Sensitivity	20 - 60 MHz/V (Typ.)
Output Impedance	50 Ohms (Nom.)
Harmonic Suppression	20 dB (Typ.)
Frequency Pulling	5 MHz (Typ. @ 1.75:1 VSWR)
Frequency Pushing	6 MHz/V (Typ.)
Tuning Port Capacitance	90 pF (Typ.)
Phase Noise @ 10 kHz	-85 dBc/Hz (Typ.)
Operating Temperature Range	-40 to +85 °C

Guaranteed Tuning Specifications

Tuning Voltage (V)	Frequency (MHz)
0.5	4400 (Max)
5	4420 (Min)
8	4500 (Min)
12	4700 (Min)
15	4900 (Min)
18	5050 (Min)
24	5200 (Min)

Absolute Maximum Ratings

Storage Temp. Range	-55 to +125 °C
Bias Voltage	+5.5 V
Tuning Voltage	+28 V
DC Voltage Applied to RF Out	±25 V

Package # 278LF

REL-PRO® PATENT NO. 7,612,296

OPTIONAL SOLDER AREA FOR HIGH VIBRATION ENVIRONMENT

TOLERANCES ON THREE DECIMAL PLACES = ± 0.015

PACKAGE MOUNTING: SEE APPLICATION NOTE AN7200 & AN7300

DIMENSIONS ARE IN INCHES.

ALL UNLABELED PINS TO BE GROUNDED.

Copyright © Synergy Microwave Corporation
 201 McLean Boulevard • Paterson, New Jersey 07504 USA
 Tel: (973) 881-8800 • Fax: (973) 881-8361
 E-Mail: sales@synergymwave.com • Website: http://www.synergymwave.com
 Patents : http://www.synergymwave.com/patents



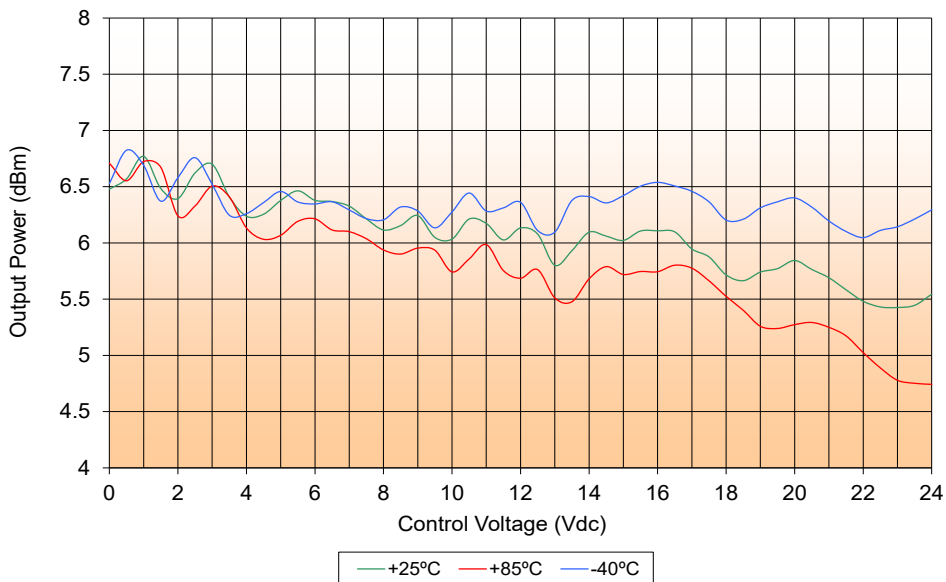
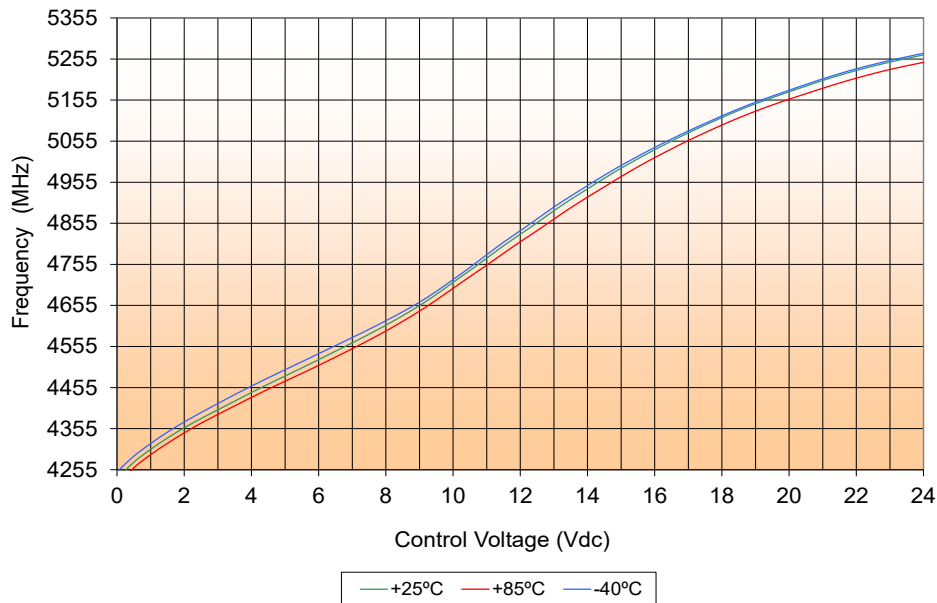
VOLTAGE CONTROLLED OSCILLATOR

SURFACE MOUNT MODEL: DCRO440520-5

OPTIMIZED BANDWIDTH

4400 - 5200 MHz

PERFORMANCE PLOTS



Copyright © Synergy Microwave Corporation
201 McLean Boulevard • Paterson, New Jersey 07504 USA
Tel: (973) 881-8800 • Fax: (973) 881-8361
E-Mail: sales@synergymwave.com • Website: <http://www.synergymwave.com>
Patents : <http://www.synergymwave.com/patents>



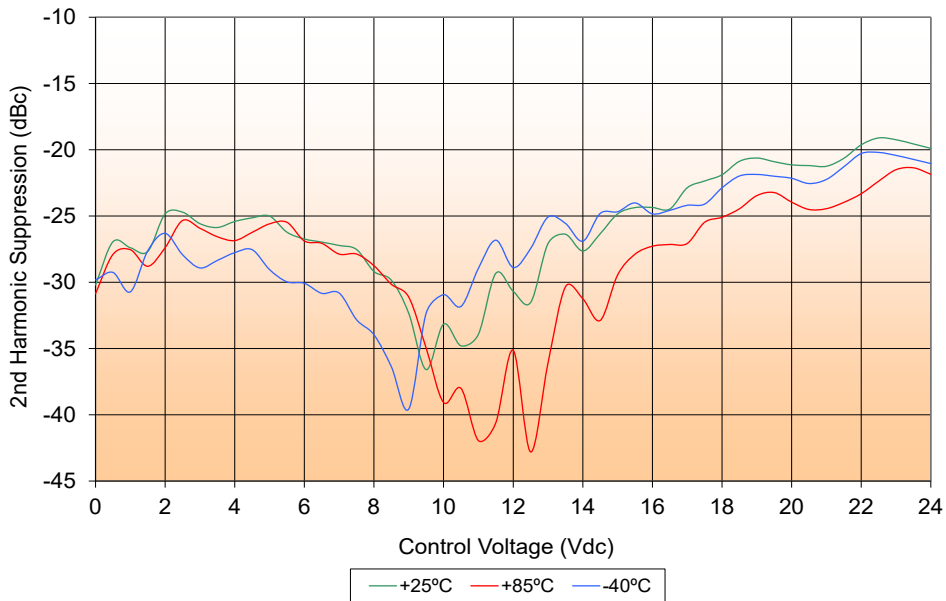
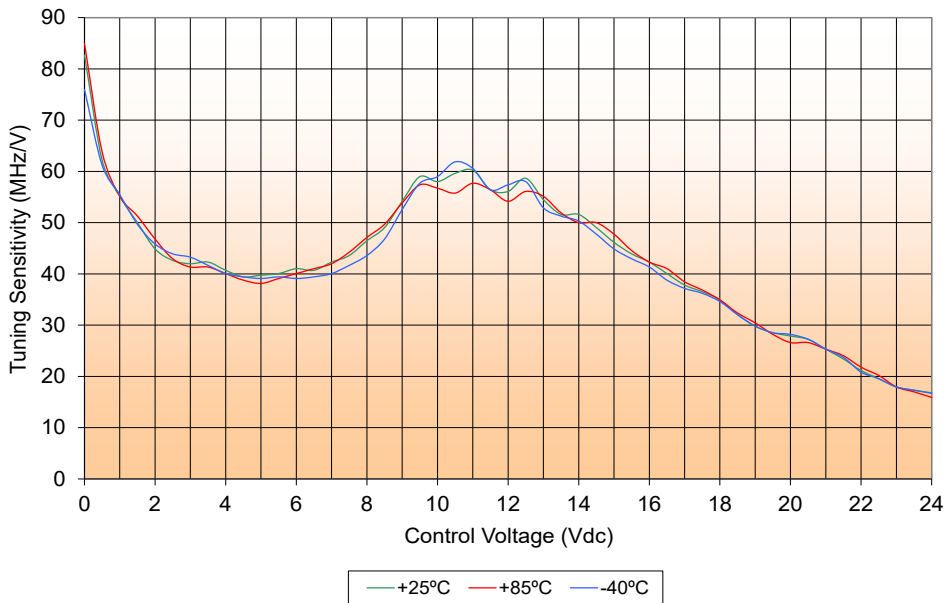
VOLTAGE CONTROLLED OSCILLATOR

SURFACE MOUNT MODEL: DCRO440520-5

OPTIMIZED BANDWIDTH

4400 - 5200 MHz

PERFORMANCE PLOTS



Copyright © Synergy Microwave Corporation
201 McLean Boulevard • Paterson, New Jersey 07504 USA
Tel: (973) 881-8800 • Fax: (973) 881-8361
E-Mail: sales@synergymwave.com • Website: <http://www.synergymwave.com>
Patents : <http://www.synergymwave.com/patents>

