

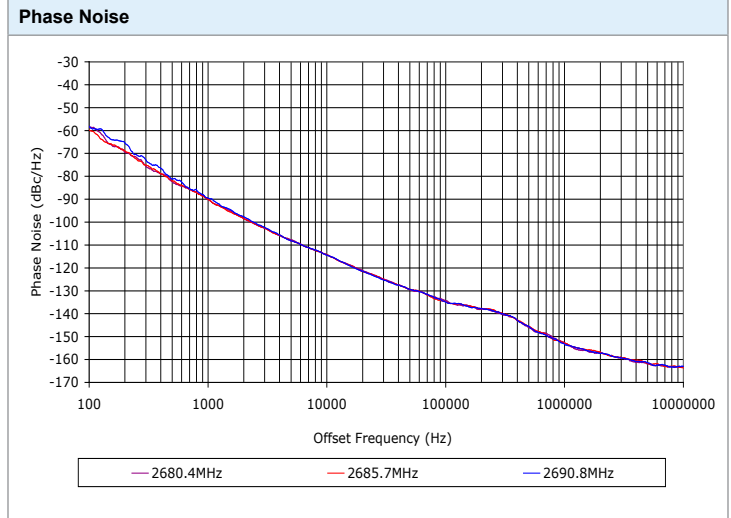
VOLTAGE CONTROLLED OSCILLATOR SURFACE MOUNT MODEL: DCSO2688-12

OPTIMIZED CENTER FREQUENCY

2688.651 MHz

FEATURES:

- ▶ Exceptional Phase Noise Performance
- ▶ Small Size, Surface Mount
- ▶ Lead Free Patented REL-PRO® Technology
- ▶ Planar Resonator Construction



SPECIFICATIONS (Rev. E 11/10/08)

Frequency	2688.651 MHz
Tuning Voltage	1 - 7 VDC
Bias Voltage	+12 VDC @ 45 mA (Max.)
Output Power	+4 dBm (Min.)
Tuning Sensitivity	1 - 2 MHz/V (Typ.)
Output Impedance	50 Ohms (Nom.)
Harmonic Suppression	27 dB (Typ.)
Frequency Pulling	0.25 MHz (Typ. @ 1.75:1 VSWR)
Frequency Pushing	0.20 MHz/V (Typ.)
Tuning Port Capacitance	50 pF (Max.)
Phase Noise @ 10 kHz	-115 dBc/Hz (Typ.)
Operating Temperature Range	-40 to +85 °C

Absolute Maximum Ratings

Storage Temp. Range	-55 to +125 °C
Bias Voltage	+12.5 V
Tuning Voltage	+10 V
DC Voltage Applied to RF Out	± 25 V

Package # 249LF

REL-PRO® PAT.# 7,612,296

RECOMMENDED PCB LAYOUT

0.080 AT 16 PLCS. 0.060 AT 16 PLCS.

0.790 0.640 0.495 0.295 0.150 0.000

0.150 0.195 0.295 0.395 0.495 0.595 0.640 0.790

OPTIONAL SOLDER AREA FOR HIGH VIBRATION ENVIRONMENT

PACKAGE MOUNTING: SEE APPLICATION NOTE AN7200 & AN7300

PORT CONFIGURATION			
Tuning Voltage	RF Output	DC Supply Input	All Others
2	9	11	Ground

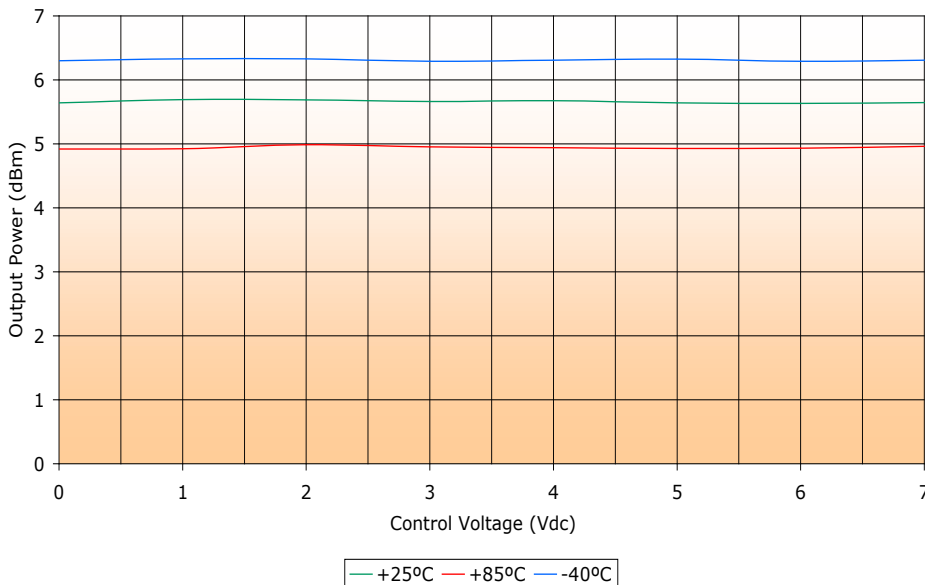
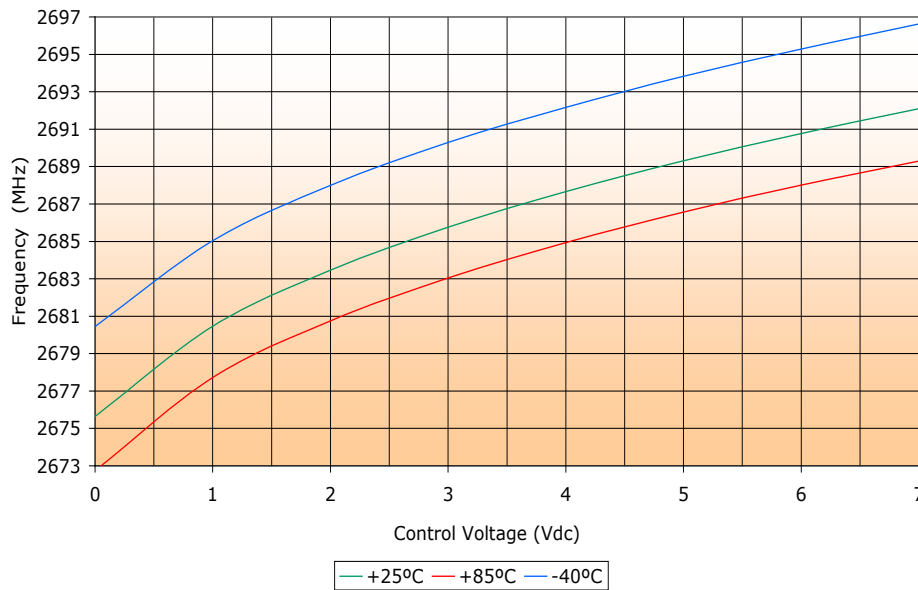
This product is manufactured under one or more of the following patents: Approved: 5,160,810; 5,122,621; 5,390,349; 5,416,449; 5,650,754; 5,805,431; 6,525,623; 6,850,575; 7,088,189; 7,180,381; 7,196,591; 7,262,670; 7,265,642; 7,292,113; 7,365,612; 7,495,525; 2,548,311; 2,548,317; 7,545,229; 7,580,693; 7,586,381; 7,605,670; 7,636,021; 2,533,623 | Pending: 60/493075; 60/501371 & 60/501790; 60/527957 & 60/528670; 60/563481; 60/564173; 60/589090; 60/601823; 60/605791; EV31369834; 11/259766; 60/622485 & 60/710310; 10/937525/60/736901; 60/732787; 7,495,525; 2,548,311; 2,548,317; 7,545,229; 2,563,174; 7,580,693; 7,612,296; 2,524,751

VOLTAGE CONTROLLED OSCILLATOR SURFACE MOUNT MODEL: DCSO2688-12

OPTIMIZED CENTER FREQUENCY

2688.651 MHz

PERFORMANCE PLOTS



This product is manufactured under one or more of the following patents: Approved: 5,160,810; 5,122,621; 5,390,349; 5,416,449; 5,650,754; 5,805,431; 6,525,623; 6,850,575; 7,088,189; 7,180,381; 7,196,591; 7,262,670; 7,265,642; 7,292,113; 7,365,612; 7,495,525; 2,548,311; 2,548,317; 7,545,229; 7,580,693; 7,586,381; 7,605,670; 7,636,021; 2,533,623 | Pending: 60/493075; 60/501371 & 60/501790; 60/527957 & 60/528670; 60/563481; 60/564173; 60/589090; 60/601823; 60/605791; EV31369834; 11/259766; 60/622485 & 60/710310; 10/937525/60/736901; 60/732787; 7,495,525; 2,548,311; 2,548,317; 7,545,229; 2,563,174; 7,580,693; 7,612,296; 2,524,751

Copyright © Synergy Microwave Corporation
201 McLean Boulevard • Paterson, New Jersey 07504 USA • Tel: (973) 881-8800 • Fax: (973) 881-8361
E-Mail: sales@synergymw.com • World Wide Web: http://www.synergymw.com

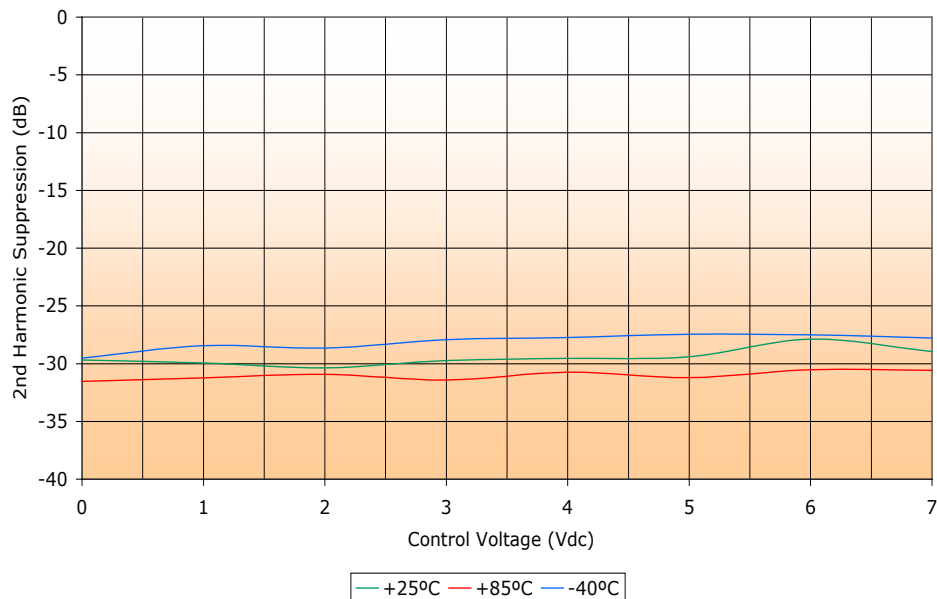
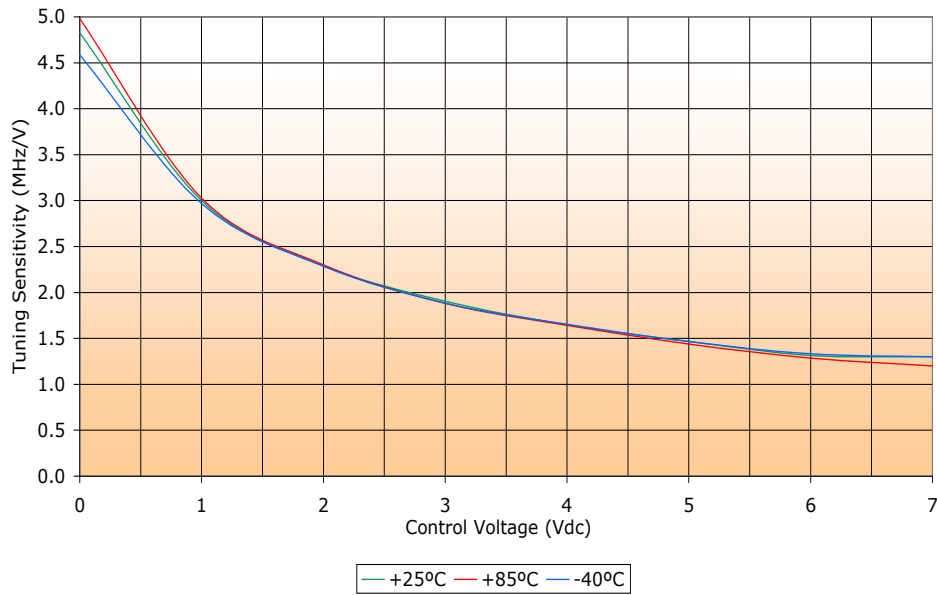


VOLTAGE CONTROLLED OSCILLATOR SURFACE MOUNT MODEL: DCSO2688-12

OPTIMIZED CENTER FREQUENCY

2688.651 MHz

PERFORMANCE PLOTS



This product is manufactured under one or more of the following patents: Approved: 5,160,810; 5,122,621; 5,390,349; 5,416,449; 5,650,754; 5,805,431; 6,525,623; 6,850,575; 7,088,189; 7,180,381; 7,196,591; 7,262,670; 7,265,642; 7,292,113; 7,365,612; 7,495,525; 2,548,311; 2,548,317; 7,545,229; 7,580,693; 7,586,381; 7,605,670; 7,636,021; 2,533,623 | Pending: 60/493075; 60/501371 & 60/501790; 60/527957 & 60/528670; 60/563481; 60/564173; 60/589090; 60/601823; 60/605791; EV31369834; 11/259766; 60/622485 & 60/710310; 10/937525/60/736901; 60/732787; 7,495,525; 2,548,311; 2,548,317; 7,545,229; 2,563,174; 7,580,693; 7,612,296; 2,524,751

Copyright © Synergy Microwave Corporation
201 McLean Boulevard • Paterson, New Jersey 07504 USA • Tel: (973) 881-8800 • Fax: (973) 881-8361
E-Mail: sales@synergymw.com • World Wide Web: <http://www.synergymw.com>

