

VOLTAGE CONTROLLED OSCILLATOR

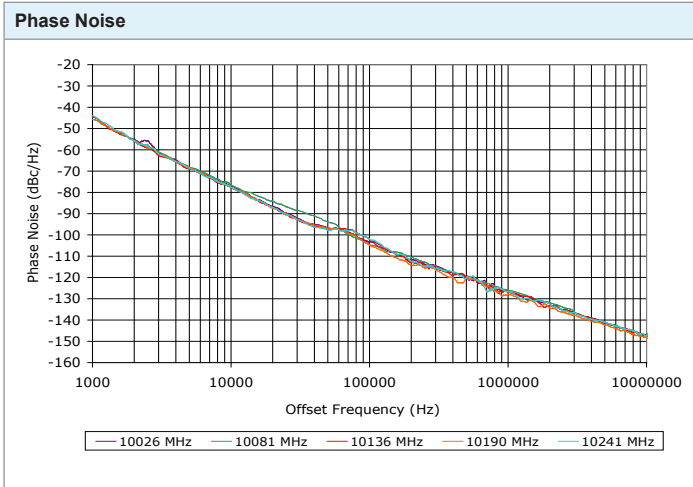

SURFACE MOUNT MODEL: DXO10021022-5

X-BAND OPTIMIZED BANDWIDTH

9700 - 10225 MHz

FEATURES:

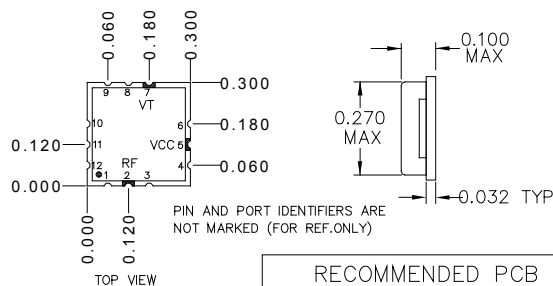
- ▶ Miniature Size, Surface Mount (0.3" x 0.3")
- ▶ Low Phase Noise Performance
- ▶ Fast Tuning
- ▶ Planar Resonator Construction



SPECIFICATIONS

Frequency	9700 - 10225 MHz
Tuning Voltage	See table below.
Bias Voltage	+5 VDC @ 25 mA (Max.)
Output Power	+0 dBm (Min.)
Tuning Sensitivity	30 - 120 MHz/V (Typ.)
Output Impedance	50 Ohms (Nom.)
Harmonic Suppression	20 dB (Typ.)
Frequency Pulling	25 MHz (Typ. @ 1.75:1 VSWR)
Frequency Pushing	10 MHz/V (Typ.)
Tuning Port Capacitance	2 pF (Typ.)
Phase Noise @ 10 kHz	-78 dBc/Hz (Typ.)
Operating Temperature Range	-40 to +85 °C

Package # 364



Guaranteed Tuning Specifications

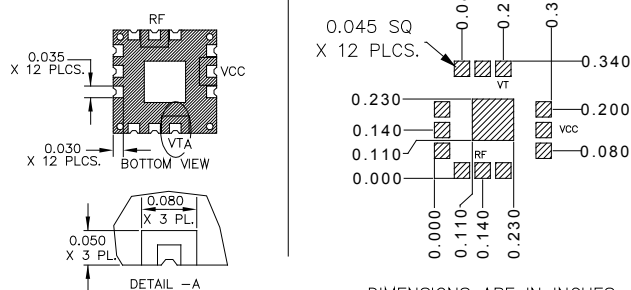
Tuning Voltage (V)	Frequency (MHz)
0.5	9700 (Max.)
15	10225 (Min.)

Absolute Maximum Ratings

Storage Temp. Range	-55 to +125 °C
Bias Voltage	+5.5 V
Tuning Voltage	+18
DC Voltage Applied to RF Out	± 25 V

Patent : <http://www.synergymwave.com/patents>

RECOMMENDED PCB LAYOUT



DIMENSIONS ARE IN INCHES.
 TOLERANCES ON THREE DECIMAL PLACES= ± 0.015
 ALL UNLABELED PINS TO BE GROUNDED.
 PACKAGE MOUNTING: SEE APPLICATION NOTE AN7300 & AN7302

Copyright © Synergy Microwave Corporation
 201 McLean Boulevard • Paterson, New Jersey 07504 USA
 Tel: (973) 881-8800 • Fax: (973) 881-8361
 E-Mail: sales@synergymwave.com • Website: <http://www.synergymwave.com>
 Patents : <http://www.synergymwave.com/patents>



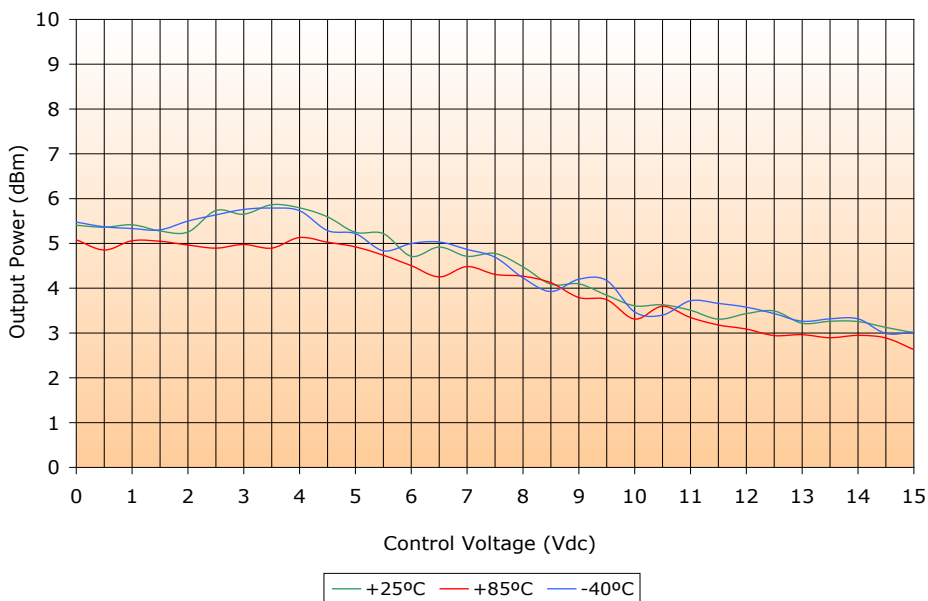
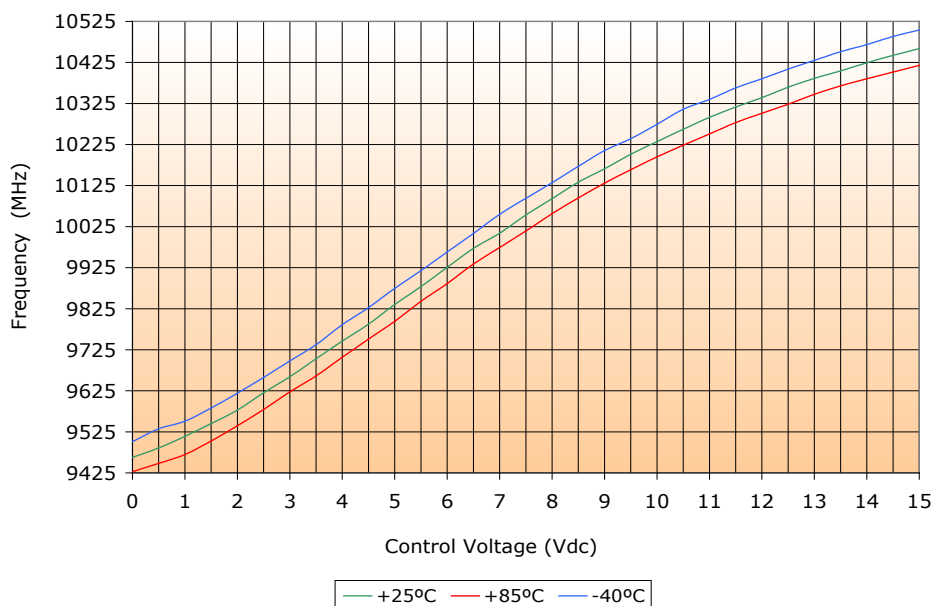
VOLTAGE CONTROLLED OSCILLATOR

SURFACE MOUNT MODEL: DXO10021022-5

X-BAND OPTIMIZED BANDWIDTH

9700 - 10225 MHz

PERFORMANCE PLOTS



VOLTAGE CONTROLLED OSCILLATOR

SURFACE MOUNT MODEL: DXO10021022-5

X-BAND OPTIMIZED BANDWIDTH

9700 - 10225 MHz

PERFORMANCE PLOTS

