

# VOLTAGE CONTROLLED OSCILLATOR

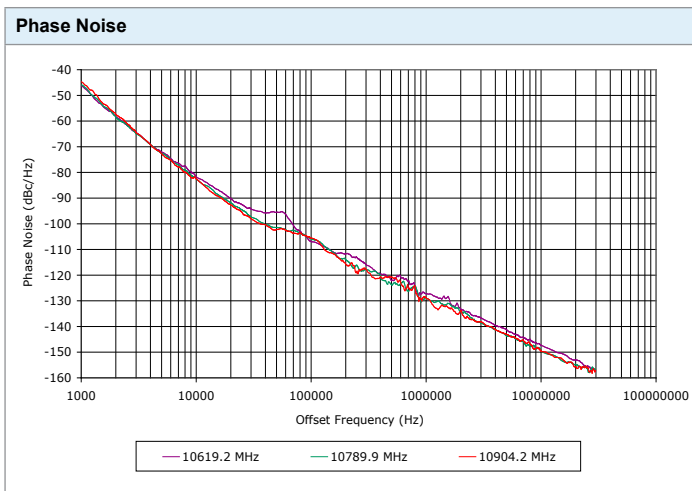

## SURFACE MOUNT MODEL: DXO10701095-5

**X-BAND OPTIMIZED BANDWIDTH**

**10500 - 11000 MHz**

**FEATURES:**

- ▶ Miniature Size, Surface Mount (0.3"x0.3")
- ▶ Low Phase Noise
- ▶ Fast Tuning
- ▶ Planar Resonator Construction



**SPECIFICATIONS (Rev. D 10/09/15)**

Frequency	10500 - 11000 MHz
Tuning Voltage	0.5 to 15 V
Bias Voltage	+5 VDC @ 25 mA (Max.)
Output Power	+2 dBm (Min.)
Tuning Sensitivity	40 - 68 MHz/V (Typ.)
Output Impedance	50 Ohms (Nom.)
Harmonic Suppression	22 dB (Typ.)
Frequency Pulling	20 MHz (Typ. @ 1.75:1 VSWR)
Frequency Pushing	10 MHz/V (Typ.)
Tuning Port Capacitance	2 pF (Typ.)
Phase Noise @ 10 kHz	-82 dBc/Hz (Typ.)
Operating Temperature Range	-40 to +85 °C

**Absolute Maximum Ratings**

Storage Temp. Range	-55 to +125 °C
Bias Voltage	+5.5 V
Tuning Voltage	+16 V
DC Voltage Applied to RF Out	± 25 V

**Package #** 364

**RECOMMENDED PCB LAYOUT**

PIN AND PORT IDENTIFIERS ARE NOT MARKED (FOR REF. ONLY)

DIMENSIONS ARE IN INCHES.

TOLERANCES ON THREE DECIMAL PLACES= ± 0.015

ALL UNLABELED PINS TO BE GROUNDED.

PACKAGE MOUNTING: SEE APPLICATION NOTE AN7300 & AN7302

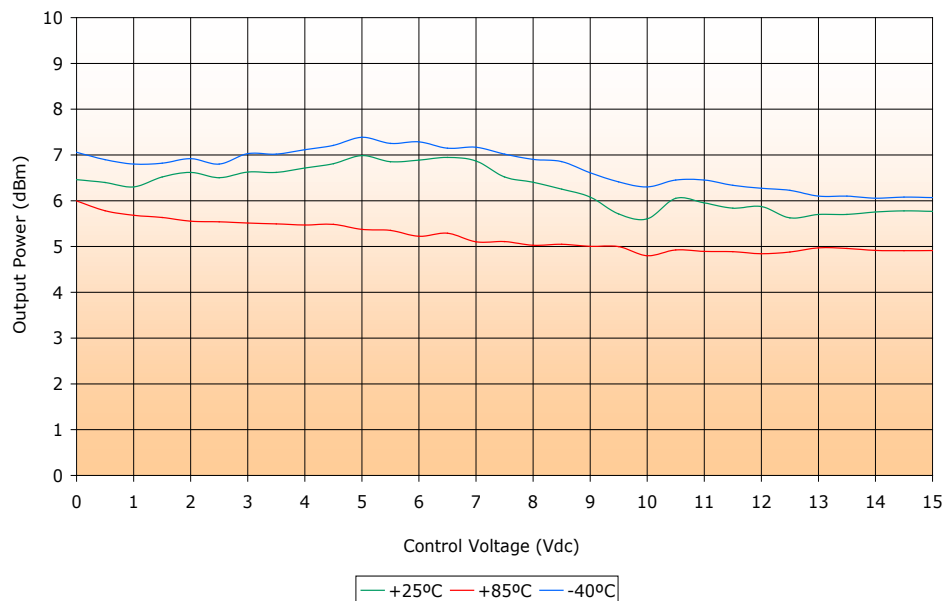
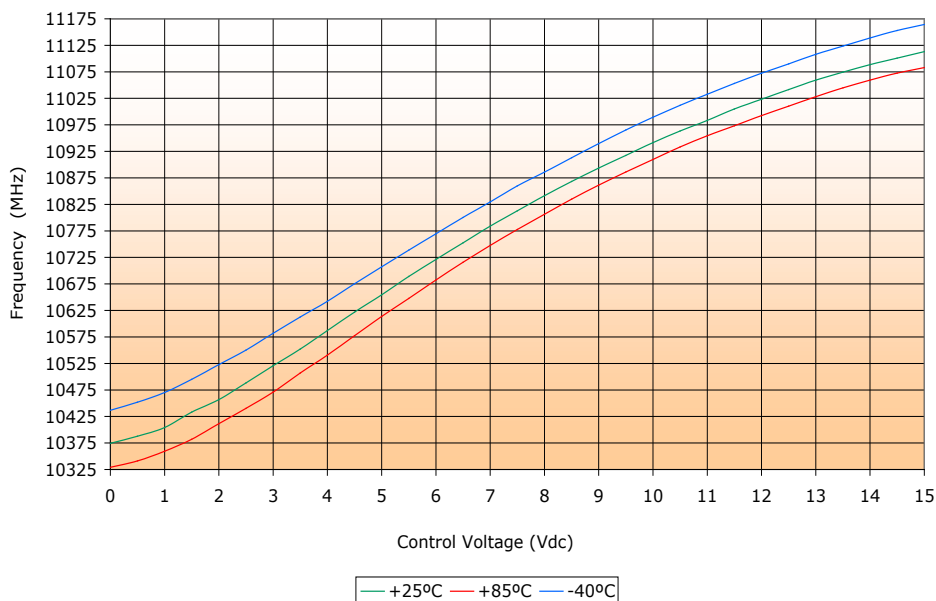
# VOLTAGE CONTROLLED OSCILLATOR

## SURFACE MOUNT MODEL: DXO10701095-5

X-BAND OPTIMIZED BANDWIDTH

10500 - 11000 MHz

PERFORMANCE PLOTS



# VOLTAGE CONTROLLED OSCILLATOR

## SURFACE MOUNT MODEL: DXO10701095-5

X-BAND OPTIMIZED BANDWIDTH

10500 - 11000 MHz

PERFORMANCE PLOTS

