

# VOLTAGE CONTROLLED OSCILLATOR

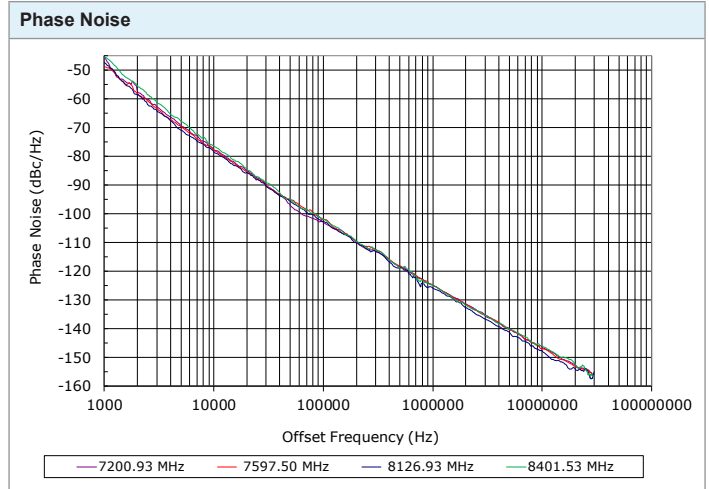

## SURFACE MOUNT MODEL: DXO720840-5

**X-BAND OPTIMIZED BANDWIDTH**

**7200 - 8400 MHz**

**FEATURES:**

- ▶ Miniature Size, Surface Mount (0.3"x0.3")
- ▶ Low Phase Noise
- ▶ Fast Tuning
- ▶ Planar Resonator Construction



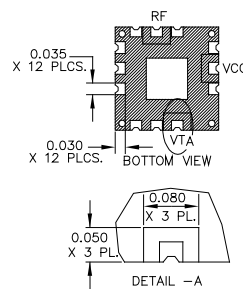
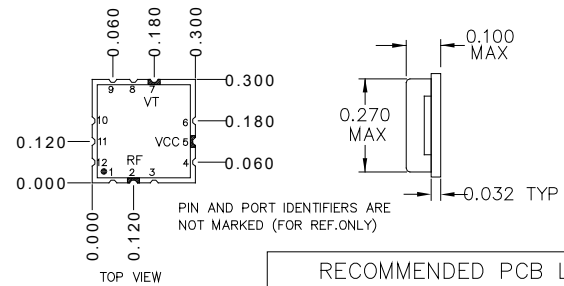
**SPECIFICATIONS (Rev. A 02/02/16)**

Frequency	7200 - 8400 MHz
Tuning Voltage	0.5 to 18 V
Bias Voltage	+5 VDC @ 25 mA (Max.)
Output Power	0 dBm (Min.)
Tuning Sensitivity	20 - 180 MHz/V (Typ.)
Output Impedance	50 Ohms (Nom.)
Harmonic Suppression	20 dB (Typ.)
Frequency Pulling	12 MHz (Typ. @ 1.75:1 VSWR)
Frequency Pushing	12 MHz/V (Typ.)
Tuning Port Capacitance	10 pF (Typ.)
Phase Noise @ 10 kHz	-78 dBc/Hz (Typ.)
Operating Temperature Range	-40 to +85 °C

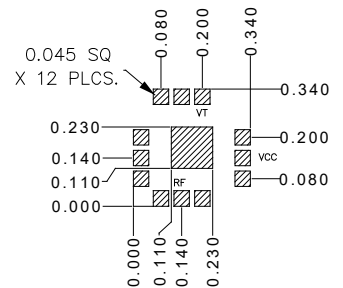
**Absolute Maximum Ratings**

Storage Temp. Range	-55 to +125 °C
Bias Voltage	+5.5 V
Tuning Voltage	+20 V
DC Voltage Applied to RF Out	± 25 V

Package # 364



**RECOMMENDED PCB LAYOUT**



DIMENSIONS ARE IN INCHES.  
 TOLERANCES ON THREE DECIMAL PLACES= ± 0.015  
 ALL UNLABELED PINS TO BE GROUNDING.  
 PACKAGE MOUNTING: SEE APPLICATION NOTE AN7300 & AN7302

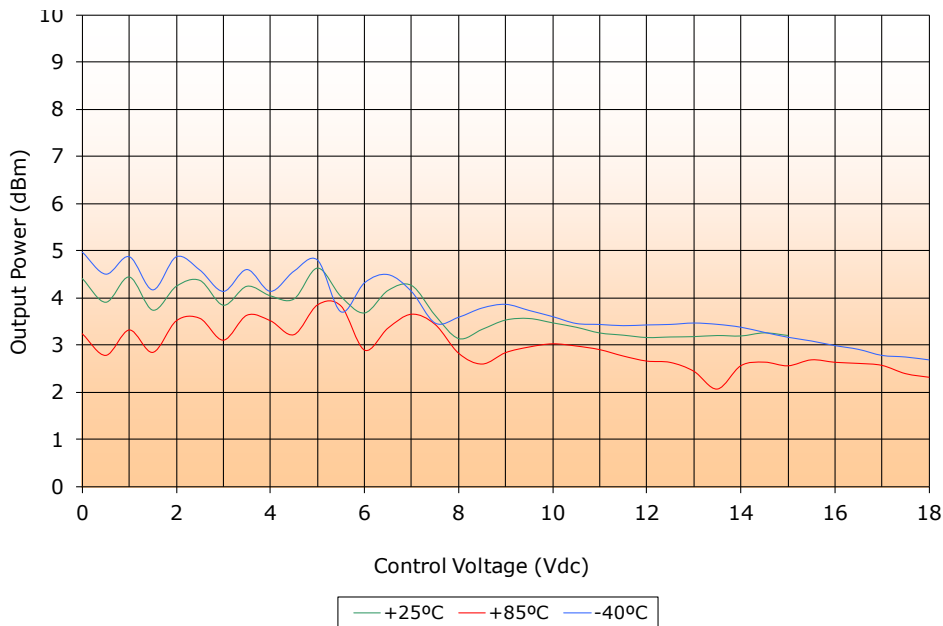
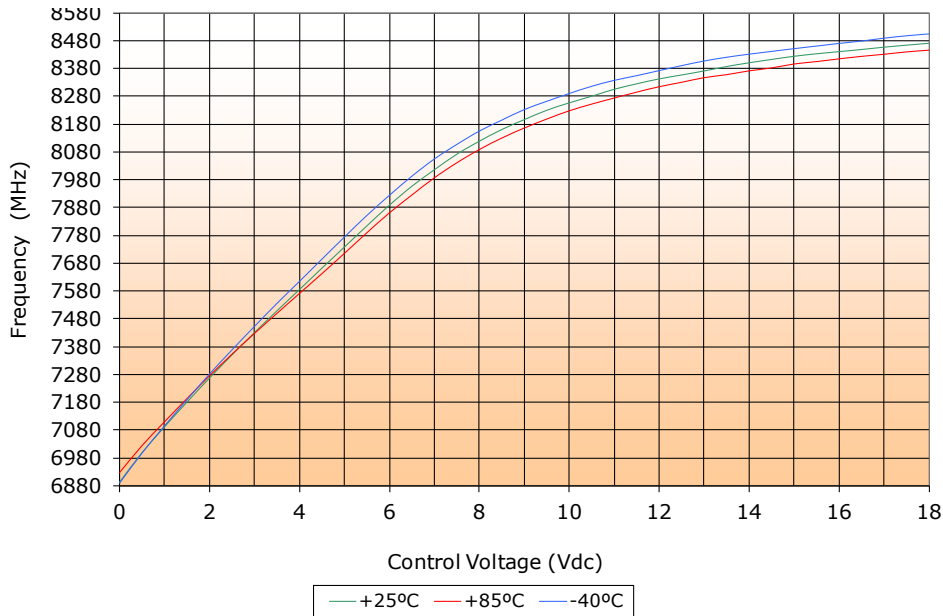
# VOLTAGE CONTROLLED OSCILLATOR

## SURFACE MOUNT MODEL: DXO720840-5

X-BAND OPTIMIZED BANDWIDTH

7200 - 8400 MHz

PERFORMANCE PLOTS



# VOLTAGE CONTROLLED OSCILLATOR

## SURFACE MOUNT MODEL: DXO720840-5

X-BAND OPTIMIZED BANDWIDTH

7200 - 8400 MHz

PERFORMANCE PLOTS

